

2021-May-23 14:32:32.672 (BST)



Recognition Techniques, old and new

Today's outline

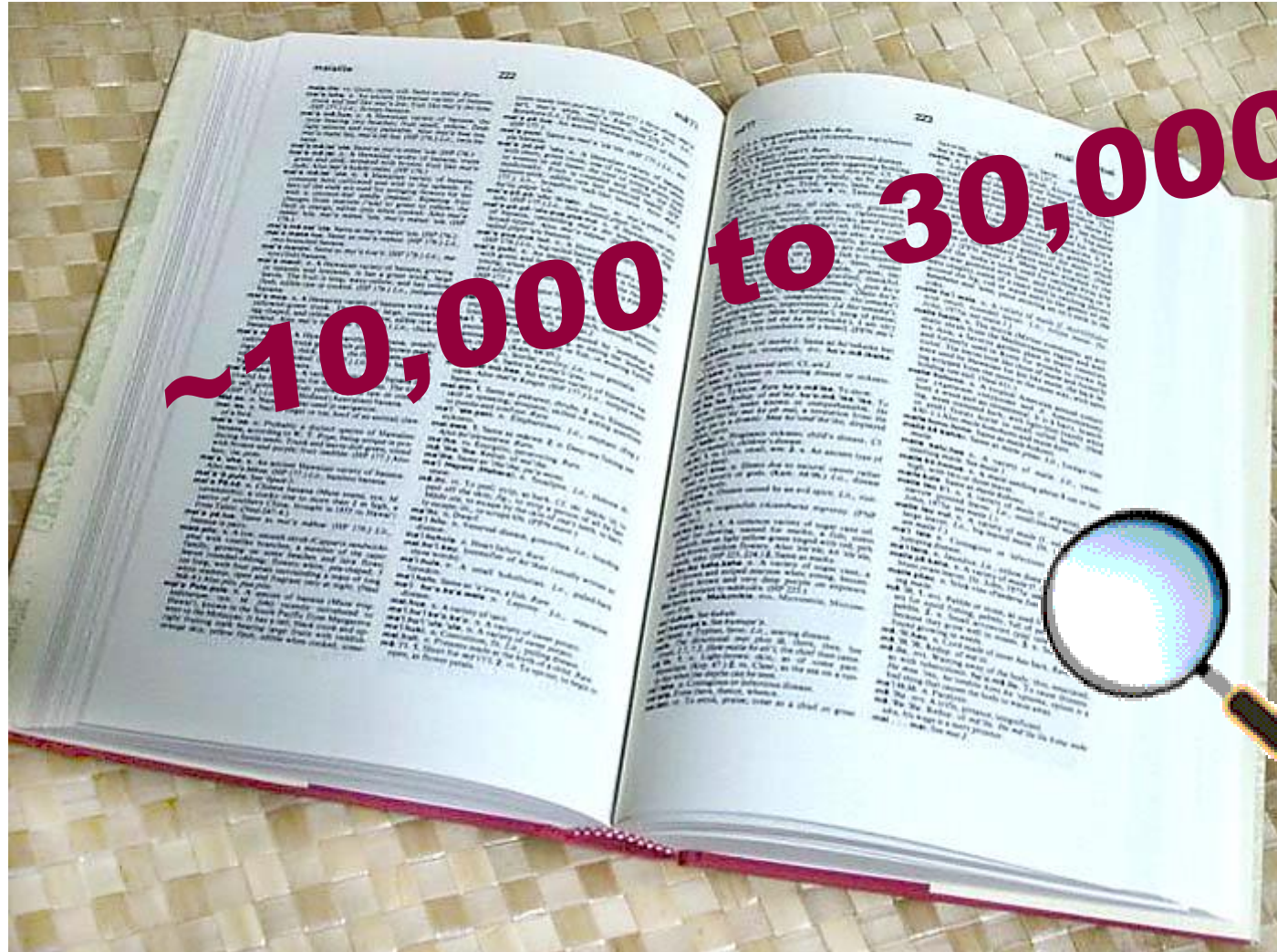
- We've covered Deep Convolutional Networks. But what did recognition techniques look like before AlexNet?
 - Bag of words models
 - Sliding window models
- What do more recent deep learning architectures look like?
 - VGG Net
 - Google Inception architectures
 - ResNet

Recognition: Overview and History



Slides from Lana Lazebnik, Fei-Fei Li, Rob Fergus, Antonio Torralba, and Jean Ponce

How many visual object categories are there?





~10,000 to 30,000

But there's really a "heavy tail" of rarer object categories that humans can often understand after seeing few or no examples



Specific recognition tasks

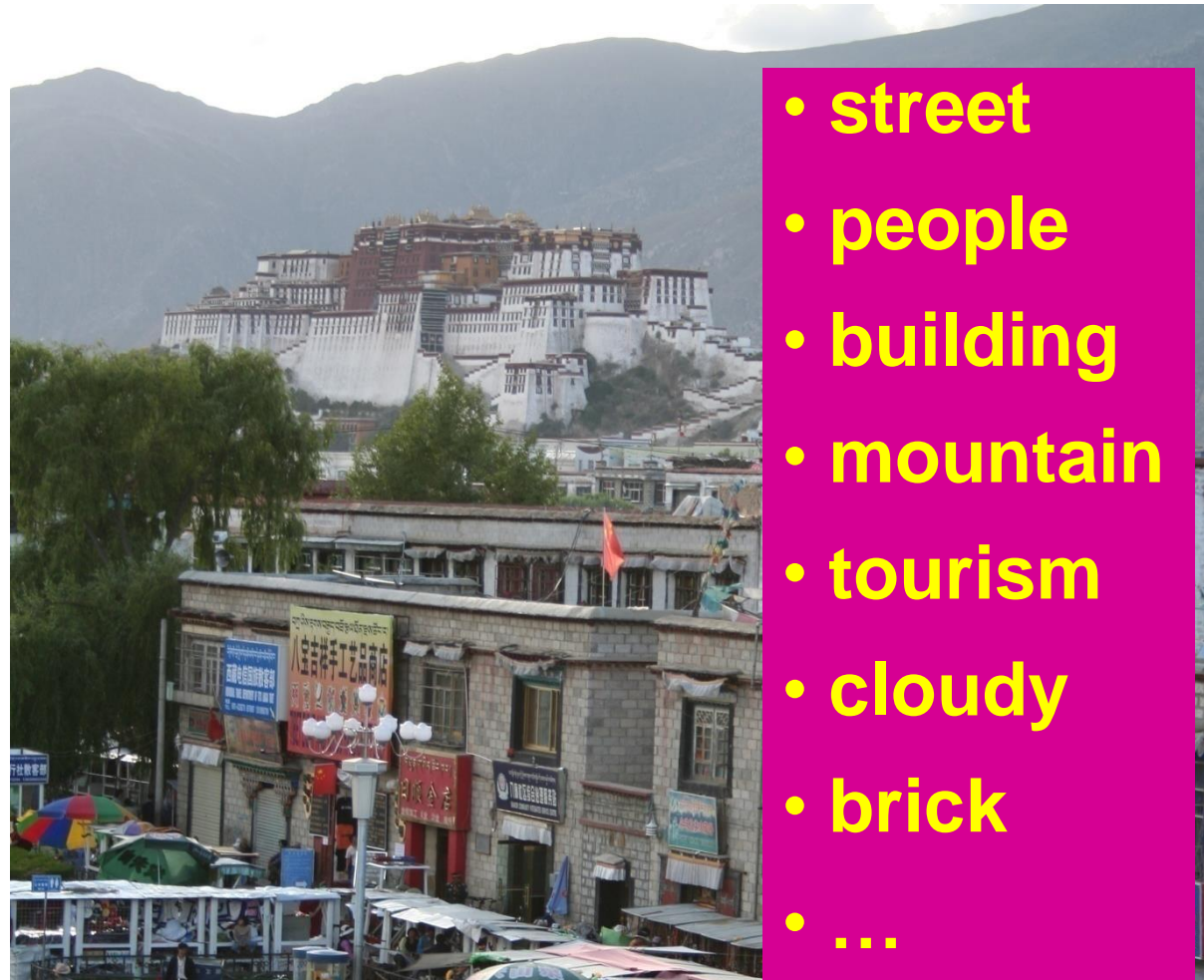


Scene categorization or classification

- outdoor/indoor
- city/forest/factory/etc.



Image annotation / tagging / attributes



Categories are exclusive. An instance belongs to one category.
Attributes are not exclusive. An instance can have many or none.



Object detection

- find pedestrians


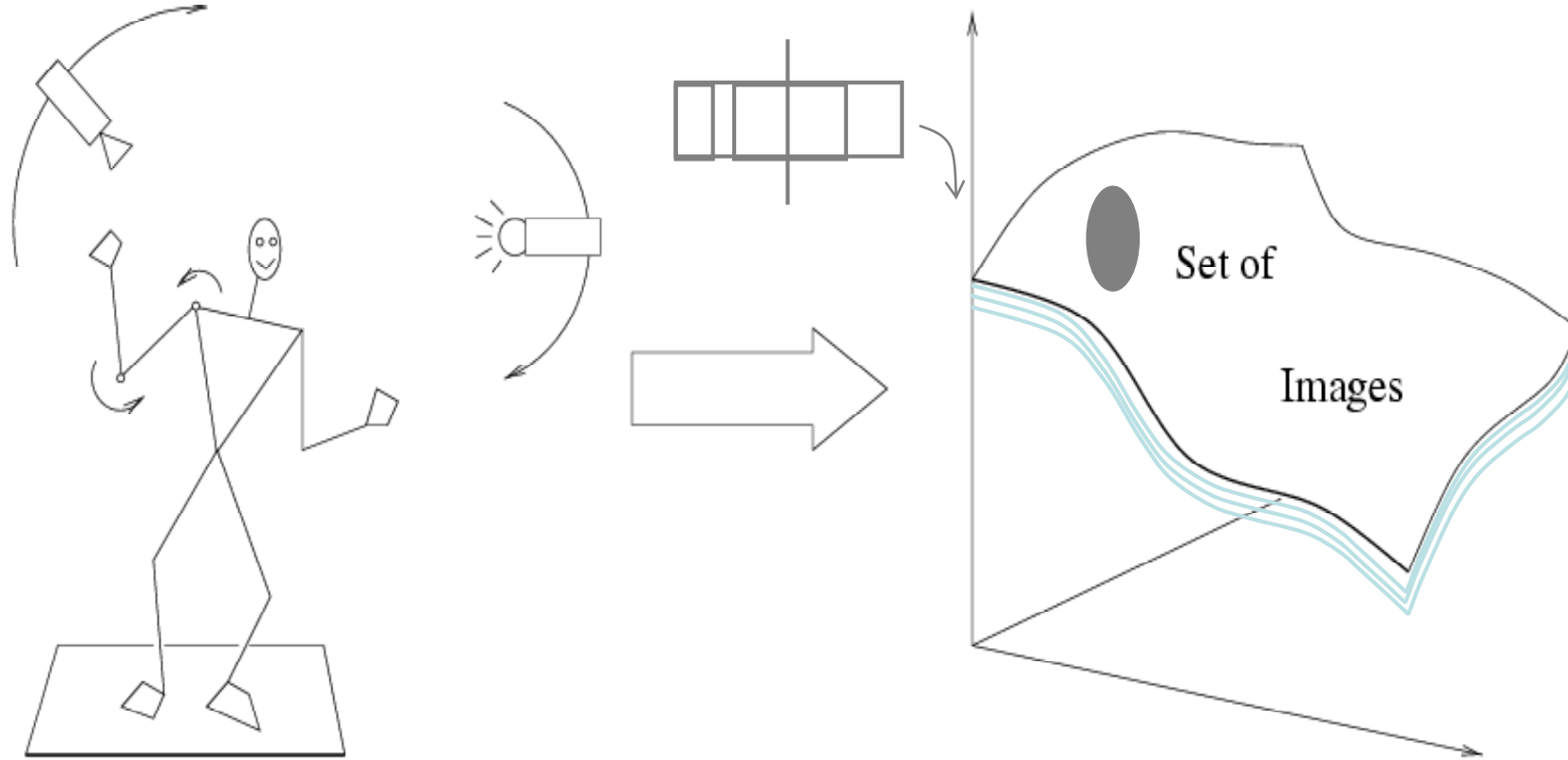


Image parsing / semantic segmentation



Recognition is all about modeling variability




Variability: Camera position
Illumination
Shape parameters



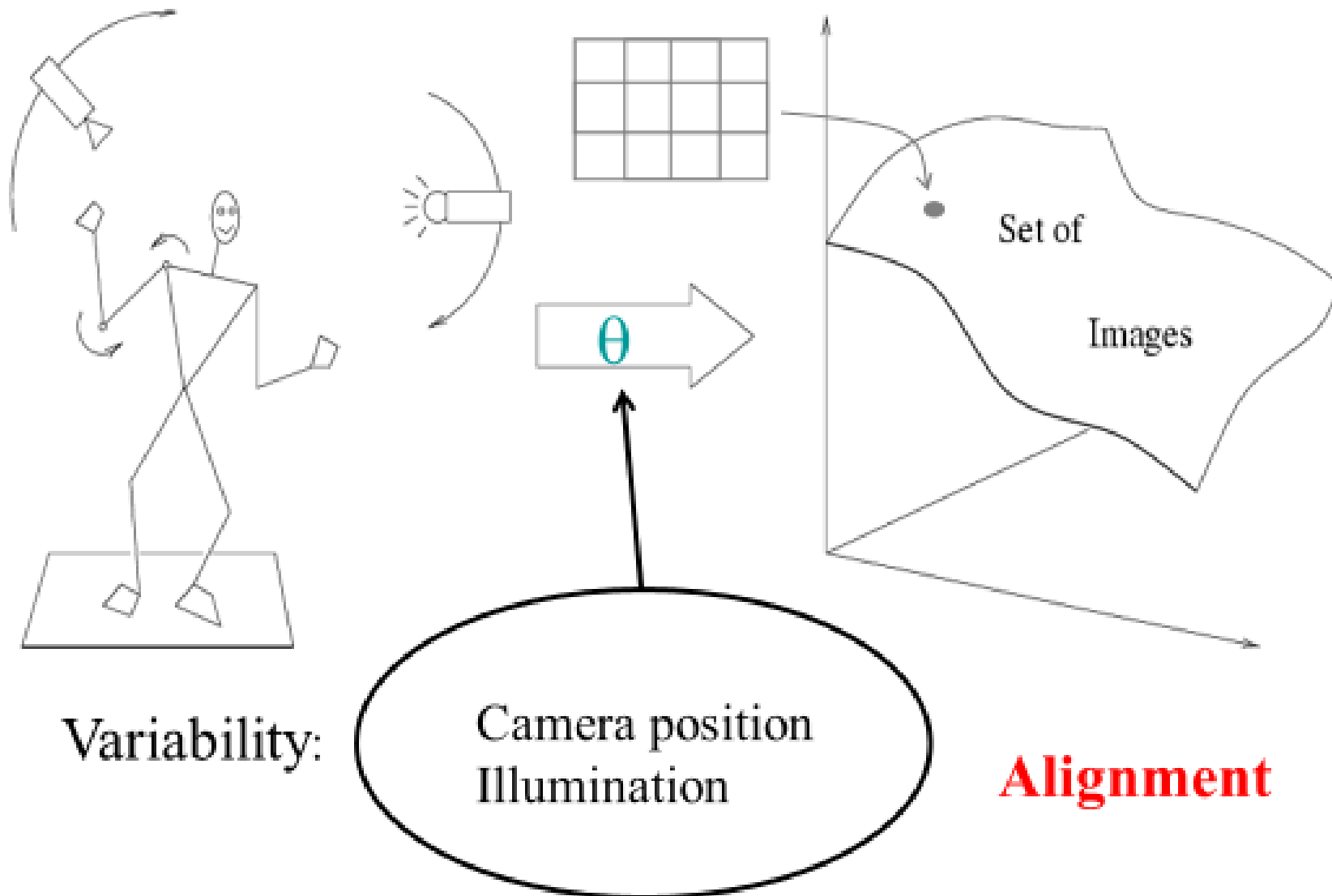
Within-class variations?

Within-class variations



History of ideas in recognition

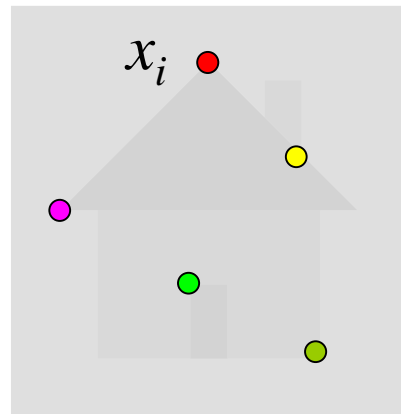
- 1960s – early 1990s: the geometric era



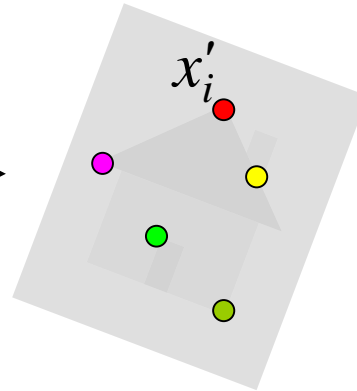
Shape: assumed known

Recall: Alignment

- Alignment: fitting a model to a transformation between pairs of features (*matches*) in two images



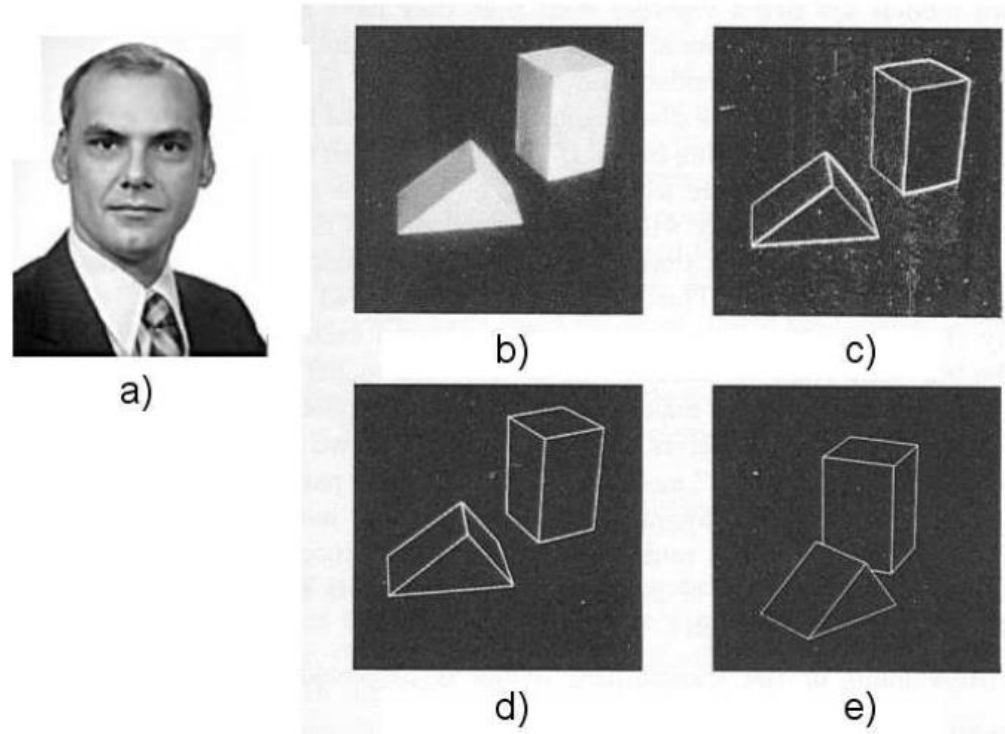
T



Find transformation T
that minimizes

$$\sum_i \text{residual}(T(x_i), x'_i)$$

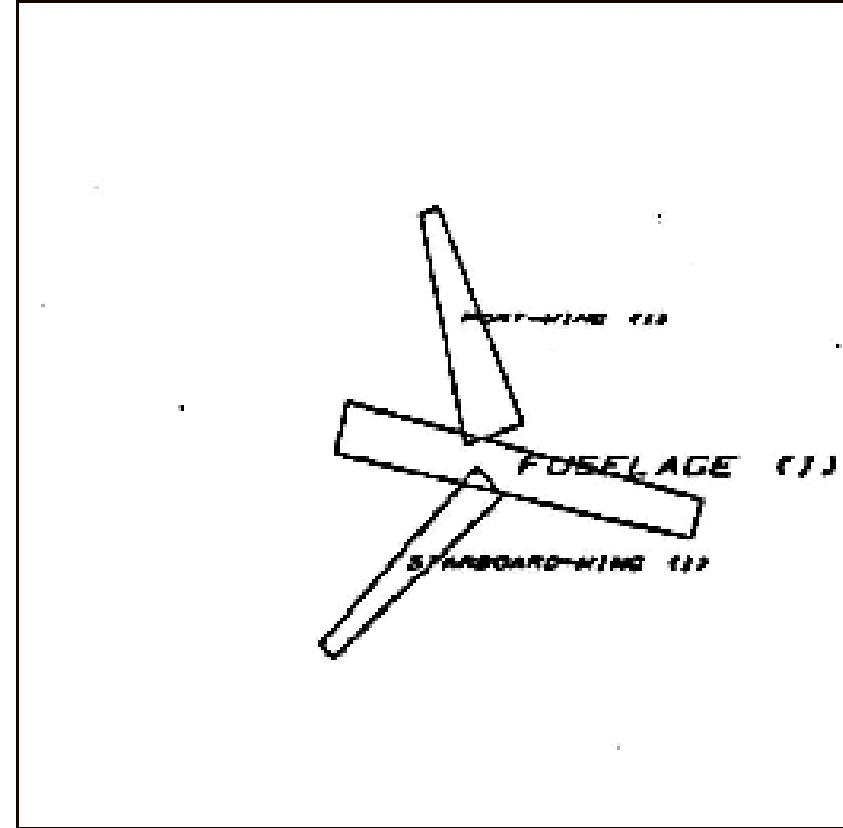

Recognition as an alignment problem: Block world



L. G. Roberts, [*Machine Perception of Three Dimensional Solids*](#), Ph.D. thesis, MIT Department of Electrical Engineering, 1963.

Fig. 1. A system for recognizing 3-d polyhedral scenes. a) L.G. Roberts. b) A blocks world scene. c) Detected edges using a 2x2 gradient operator. d) A 3-d polyhedral description of the scene, formed automatically from the single image. e) The 3-d scene displayed with a viewpoint different from the original image to demonstrate its accuracy and completeness. (b) - e) are taken from [64] with permission MIT Press.)

Representing and recognizing object categories
is harder...



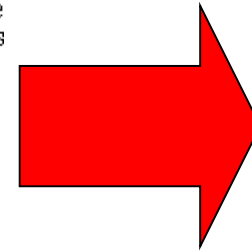
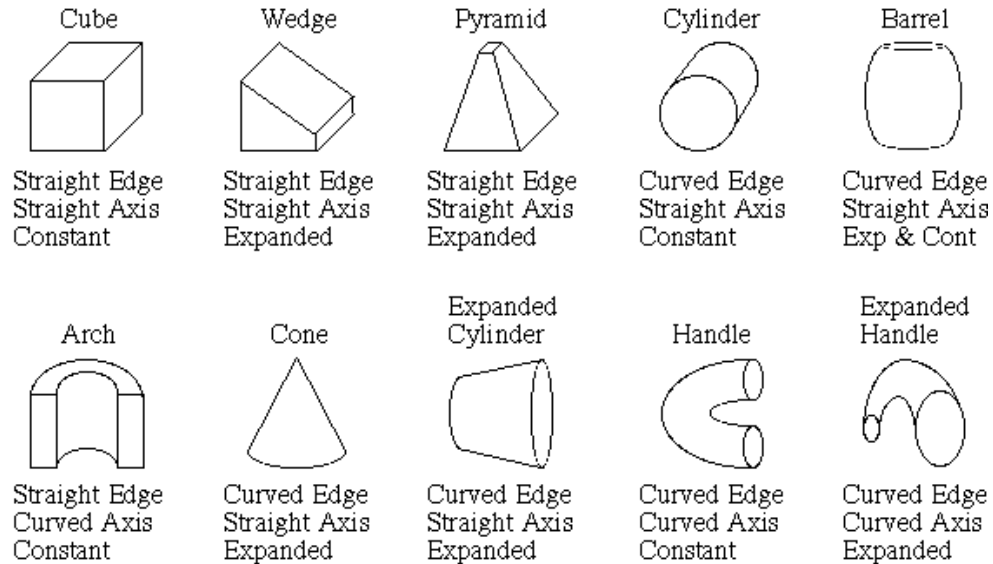
ACRONYM (Brooks and Binford, 1981)

Binford (1971), Nevatia & Binford (1972), Marr & Nishihara (1978)

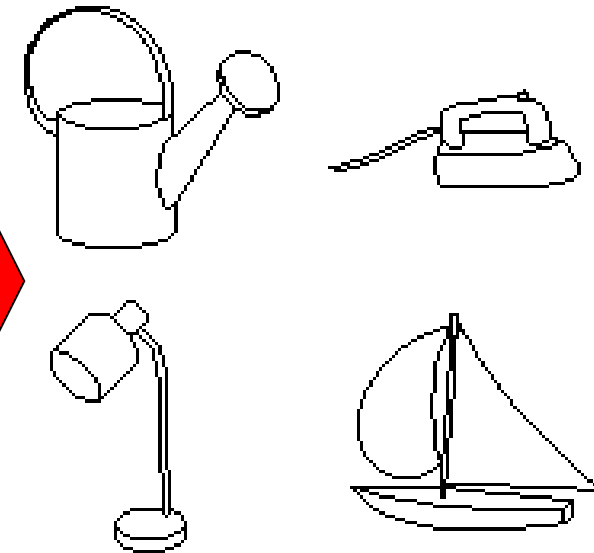
Recognition by components

Biederman (1987)

Primitives (geons)

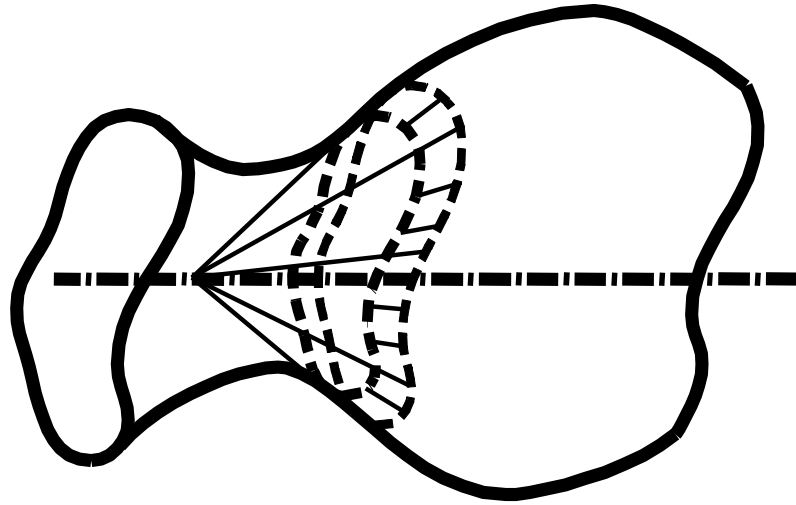


Objects

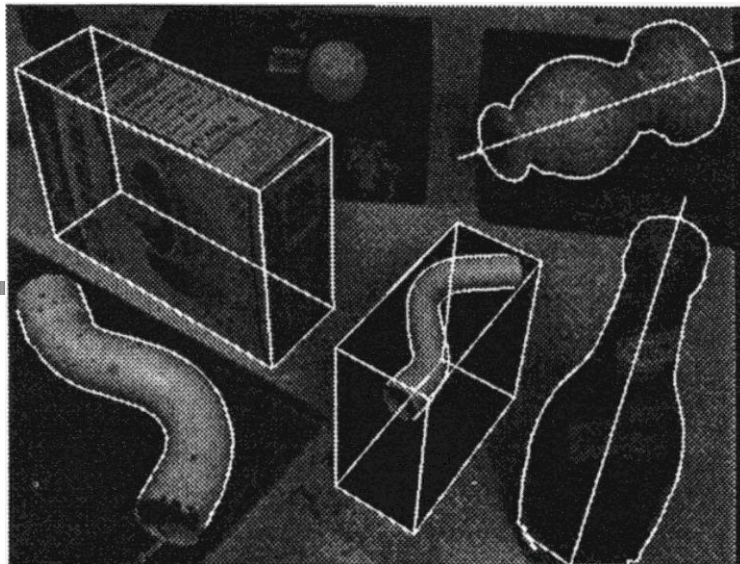


http://en.wikipedia.org/wiki/Recognition_by_Components_Theory

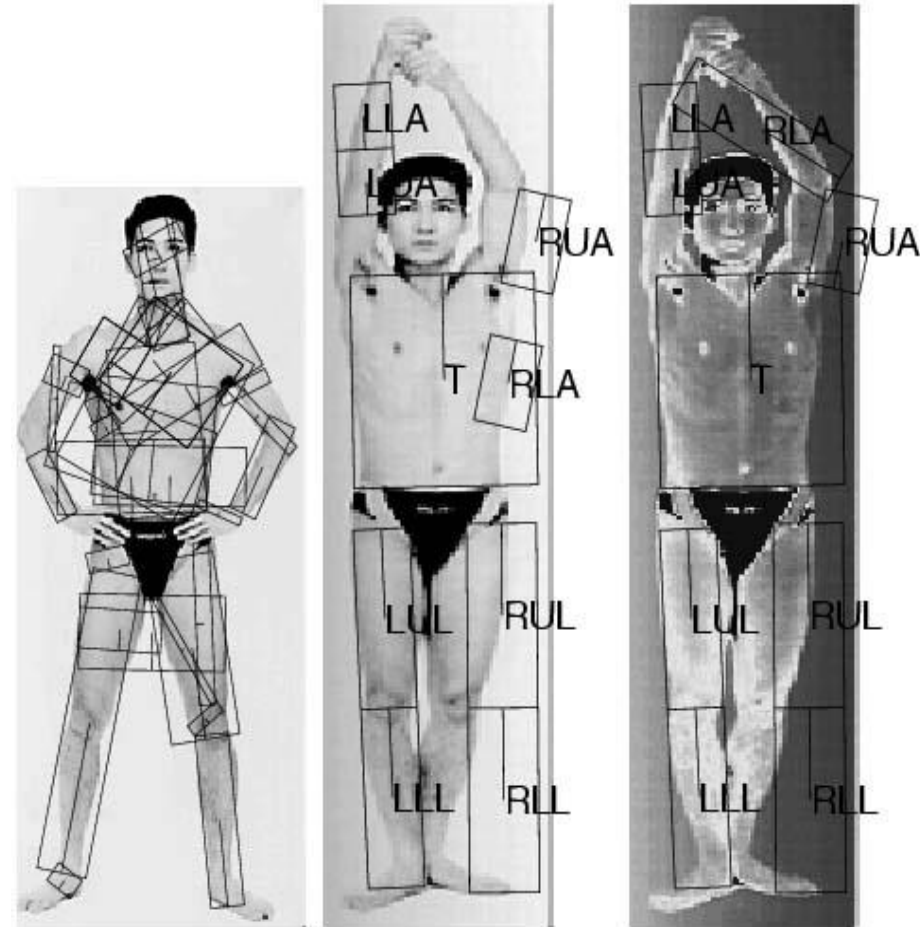
General shape primitives?



Generalized cylinders
Ponce et al. (1989)



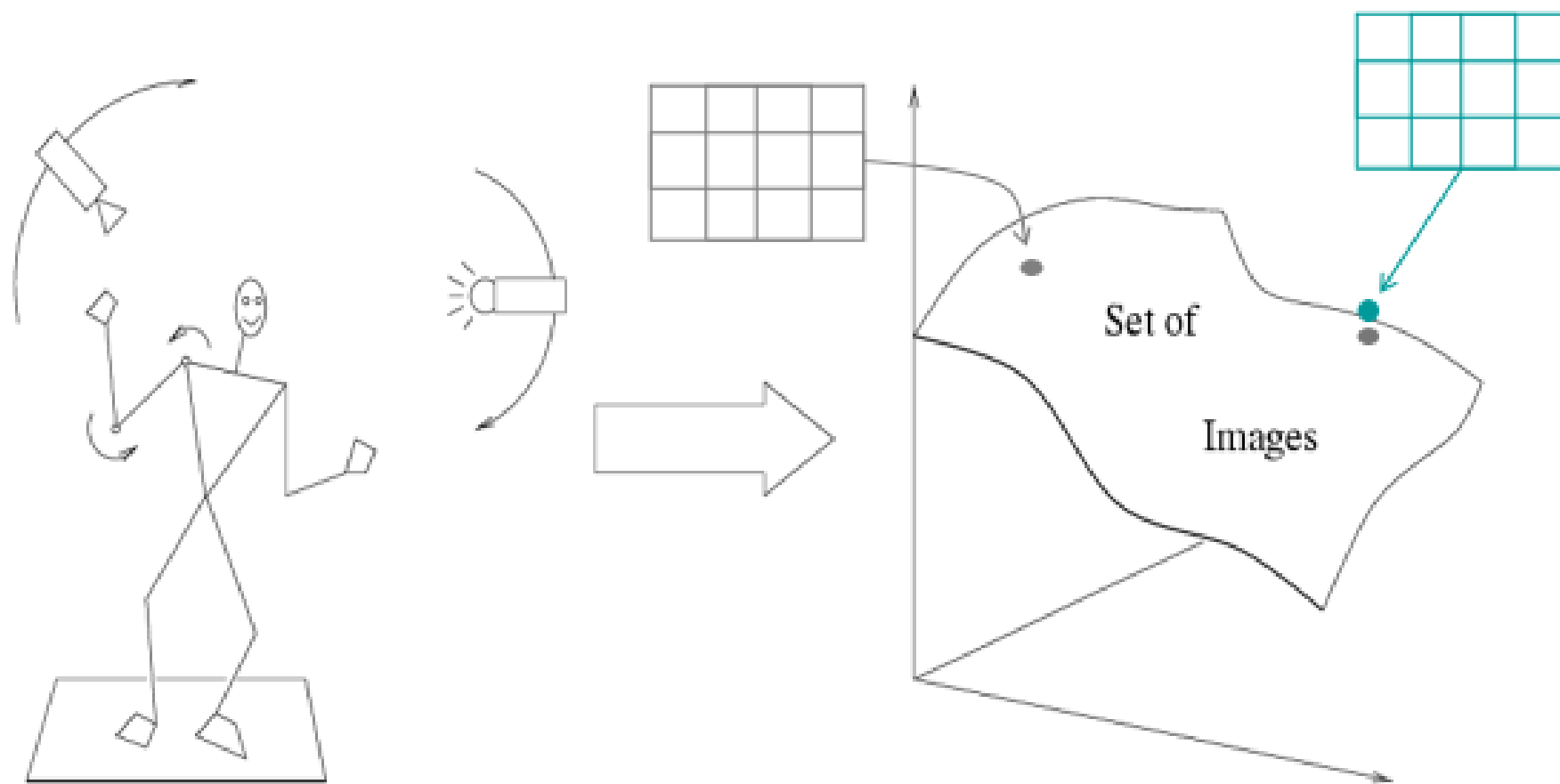
Zisserman et al. (1995)



Forsyth (2000)

History of ideas in recognition

- 1960s – early 1990s: the geometric era
- 1990s: appearance-based models




Empirical models of image variability

Appearance-based techniques



Turk & Pentland (1991); Murase & Nayar (1995); etc.

Eigenfaces (Turk & Pentland, 1991)



Experimental Condition	Correct/Unknown Recognition Percentage		
	Lighting	Orientation	Scale
Forced classification	96/0	85/0	64/0
Forced 100% accuracy	100/19	100/39	100/60
Forced 20% unknown rate	100/20	94/20	74/20

Color Histograms



Swain and Ballard, [Color Indexing](#), IJCV 1991.

History of ideas in recognition

- 1960s – early 1990s: the geometric era
- 1990s: appearance-based models
- 1990s – present: sliding window approaches

Sliding window approaches



Sliding window approaches



- Turk and Pentland, 1991
- Belhumeur, Hespanha, & Kriegman, 1997
- Schneiderman & Kanade 2004
- Viola and Jones, 2000




- Schneiderman & Kanade, 2004
- Argawal and Roth, 2002
- Poggio et al. 1993

History of ideas in recognition

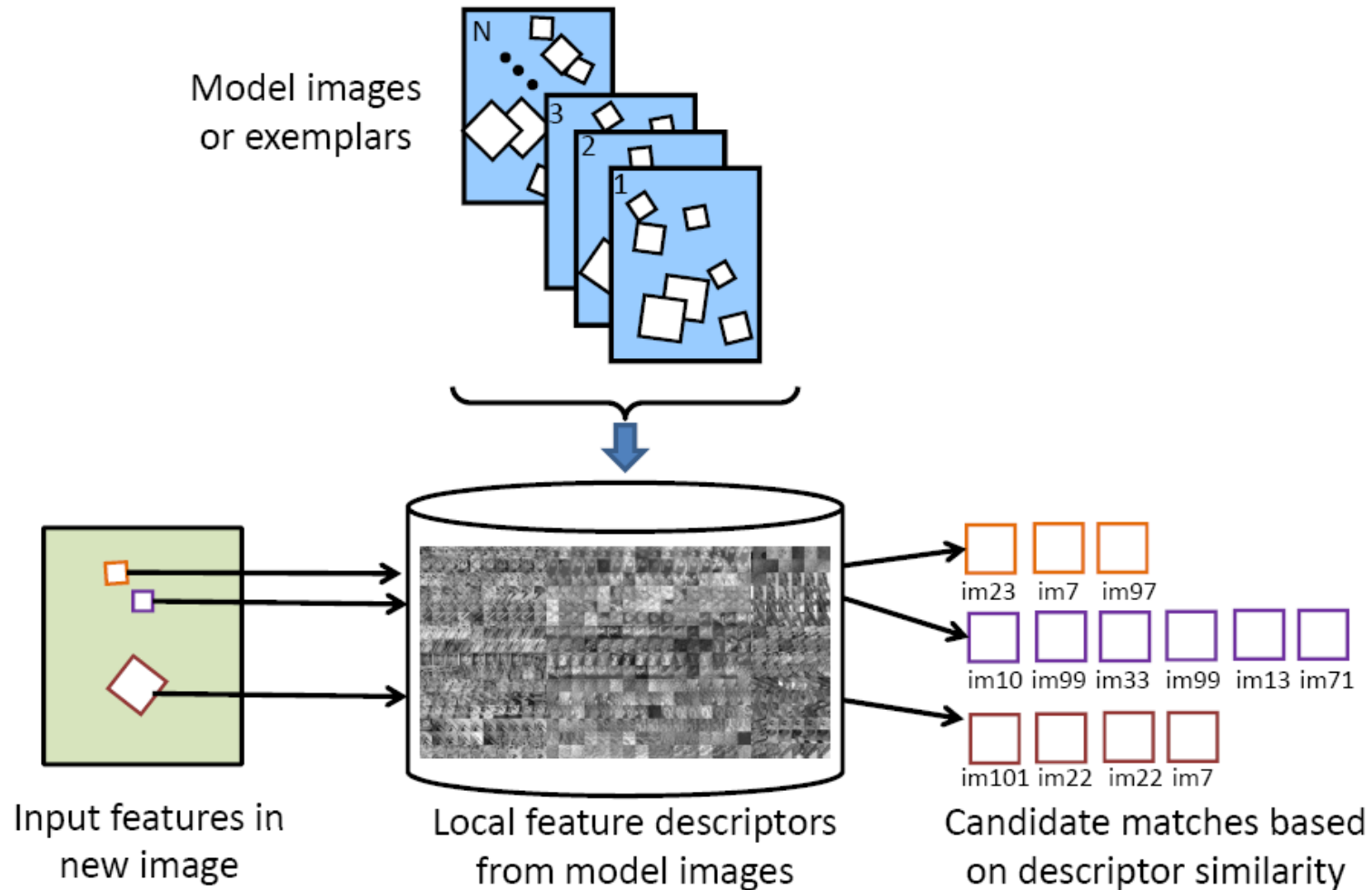
- 1960s – early 1990s: the geometric era
- 1990s: appearance-based models
- Mid-1990s: sliding window approaches
- Late 1990s: local features

Local features for object instance recognition




Large-scale image search

Combining local features, indexing, and spatial constraints



Large-scale image search

Combining local features, indexing, and spatial constraints

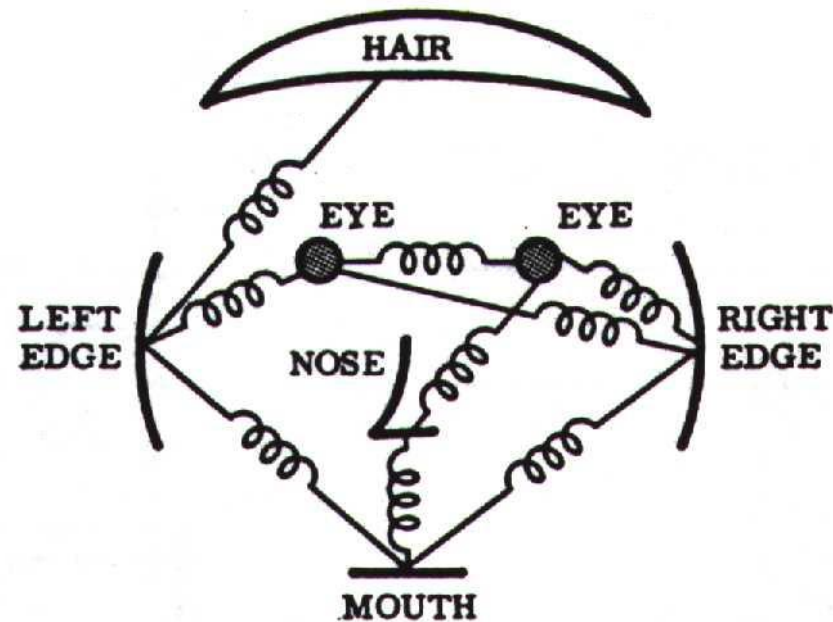


History of ideas in recognition







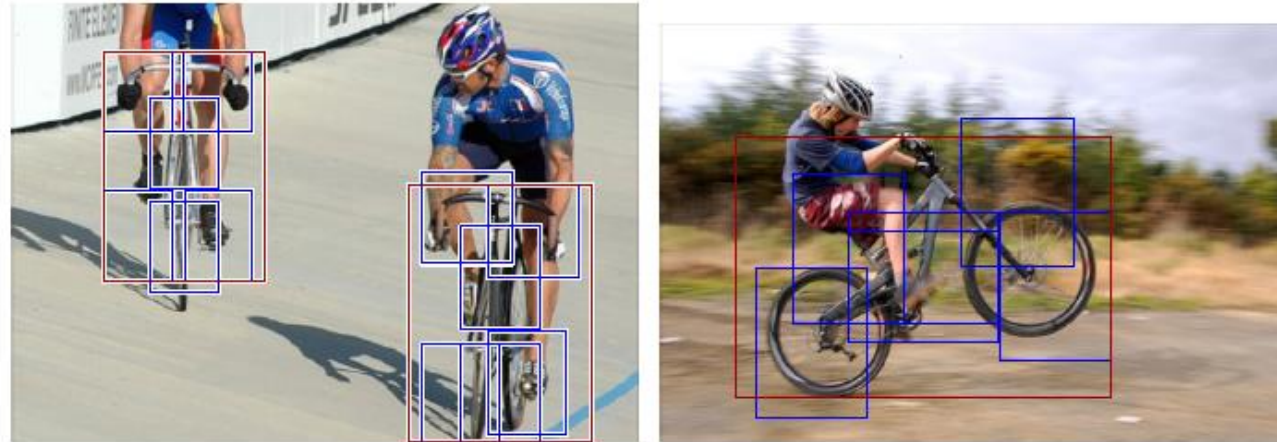
- 1960s – early 1990s: the geometric era
- 1990s: appearance-based models
- Mid-1990s: sliding window approaches
- Late 1990s: local features
- Early 2000s: parts-and-shape models

Parts-and-shape models

- Model:
 - Object as a set of parts
 - Relative locations between parts
 - Appearance of part



Discriminatively trained part-based models





P. Felzenszwalb, R. Girshick, D. McAllester, D. Ramanan, ["Object Detection with Discriminatively Trained Part-Based Models,"](#) PAMI 2009

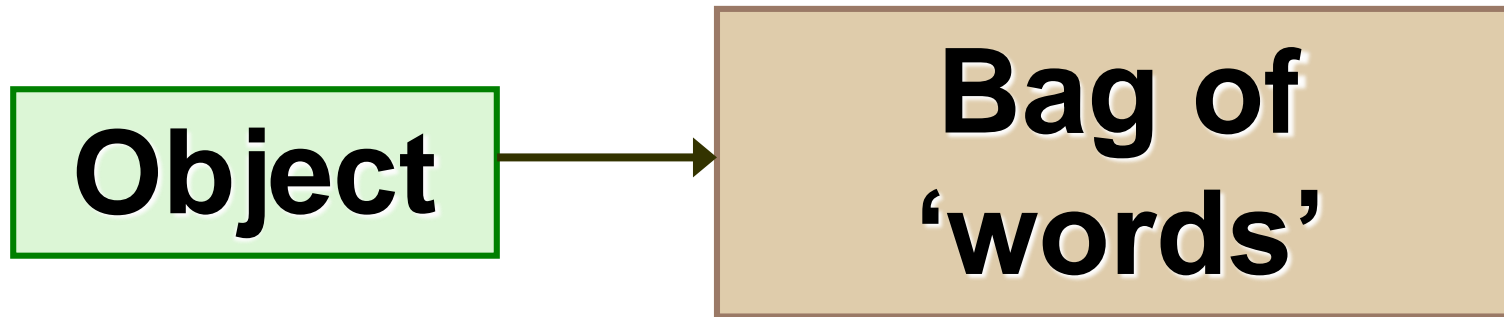
History of ideas in recognition

- 1960s – early 1990s: the geometric era
- 1990s: appearance-based models
- Mid-1990s: sliding window approaches
- Late 1990s: local features
- Early 2000s: parts-and-shape models
- Mid-2000s: bags of features

Bag-of-features models




Bag-of-features models



Objects as texture



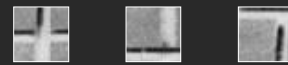


- All of these are treated as being the same



- No distinction between foreground and background: scene recognition?

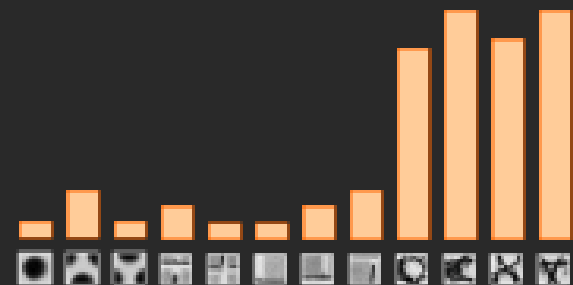

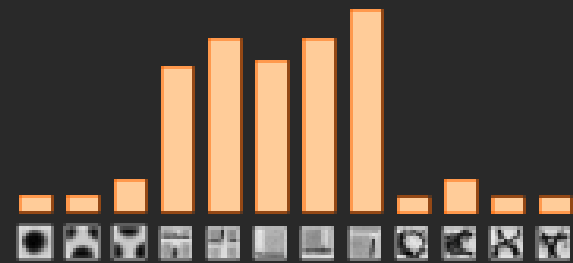

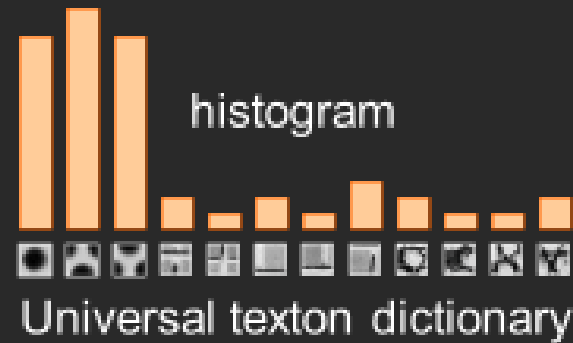


Origin 1: Texture recognition

- Texture is characterized by the repetition of basic elements or *textons*
- For stochastic textures, it is the identity of the textons, not their spatial arrangement, that matters



Julesz, 1981; Cula & Dana, 2001; Leung & Malik 2001; Mori, Belongie & Malik, 2001; Schmid 2001; Varma & Zisserman, 2002, 2003; Lazebnik, Schmid & Ponce, 2003

Origin 1: Texture recognition



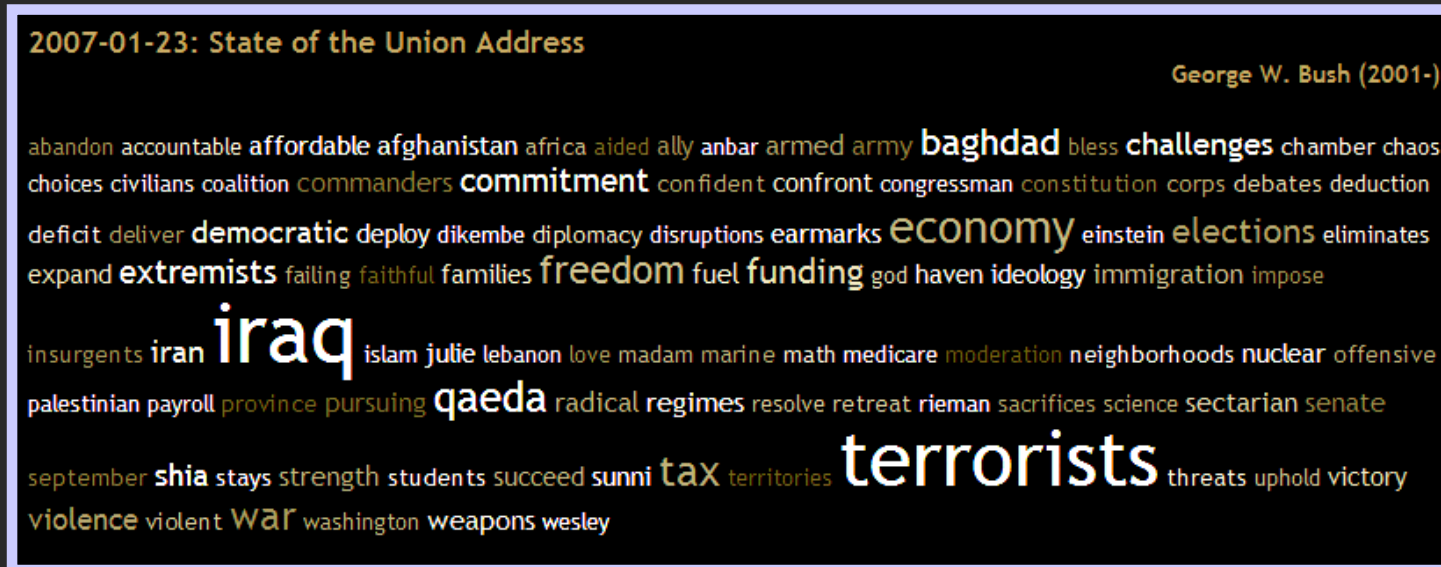
Julesz, 1981; Cula & Dana, 2001; Leung & Malik 2001; Mori, Belongie & Malik, 2001; Schmid 2001; Varma & Zisserman, 2002, 2003; Lazebnik, Schmid & Ponce, 2003

Origin 2: Bag-of-words models

- Orderless document representation: frequencies of words from a dictionary Salton & McGill (1983)

Origin 2: Bag-of-words models

- Orderless document representation: frequencies of words from a dictionary Salton & McGill (1983)



Origin 2: Bag-of-words models

- Orderless document representation: frequencies of words from a dictionary Salton & McGill (1983)



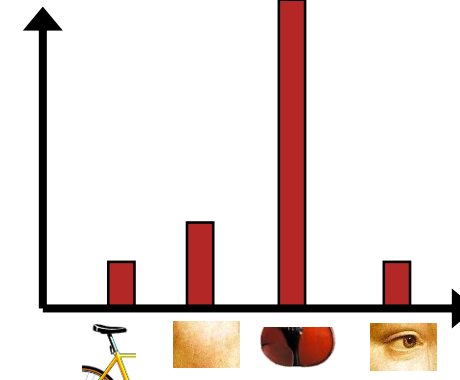
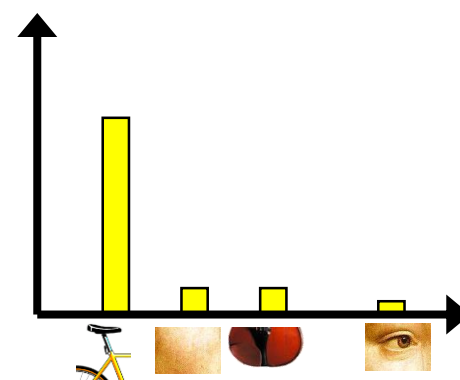
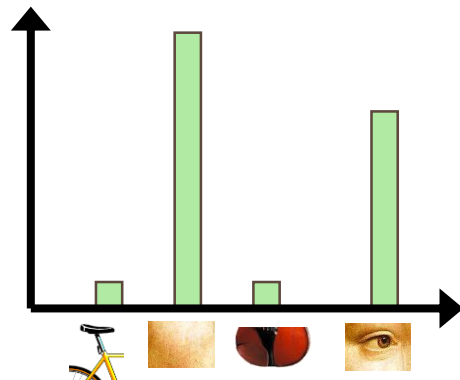

Origin 2: Bag-of-words models

- Orderless document representation: frequencies of words from a dictionary Salton & McGill (1983)



Bag-of-features steps

1. Extract features
2. Learn “visual vocabulary”
3. Quantize features using visual vocabulary
4. Represent images by frequencies of “visual words”




1. Feature extraction

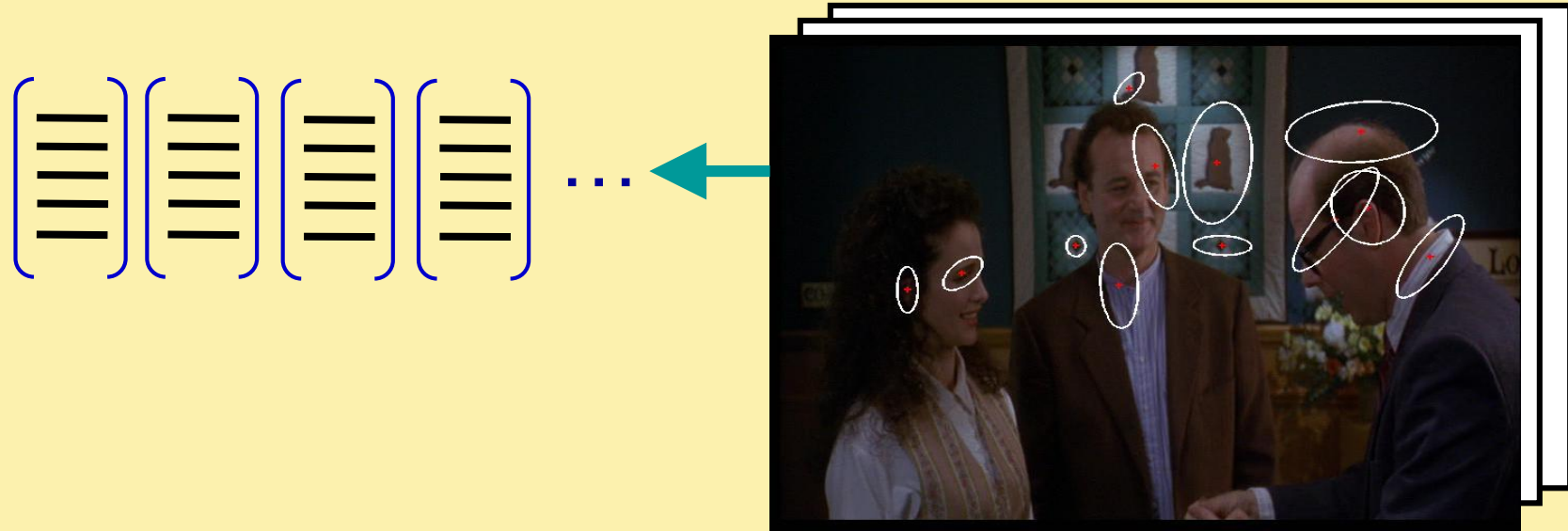
- Regular grid or interest regions



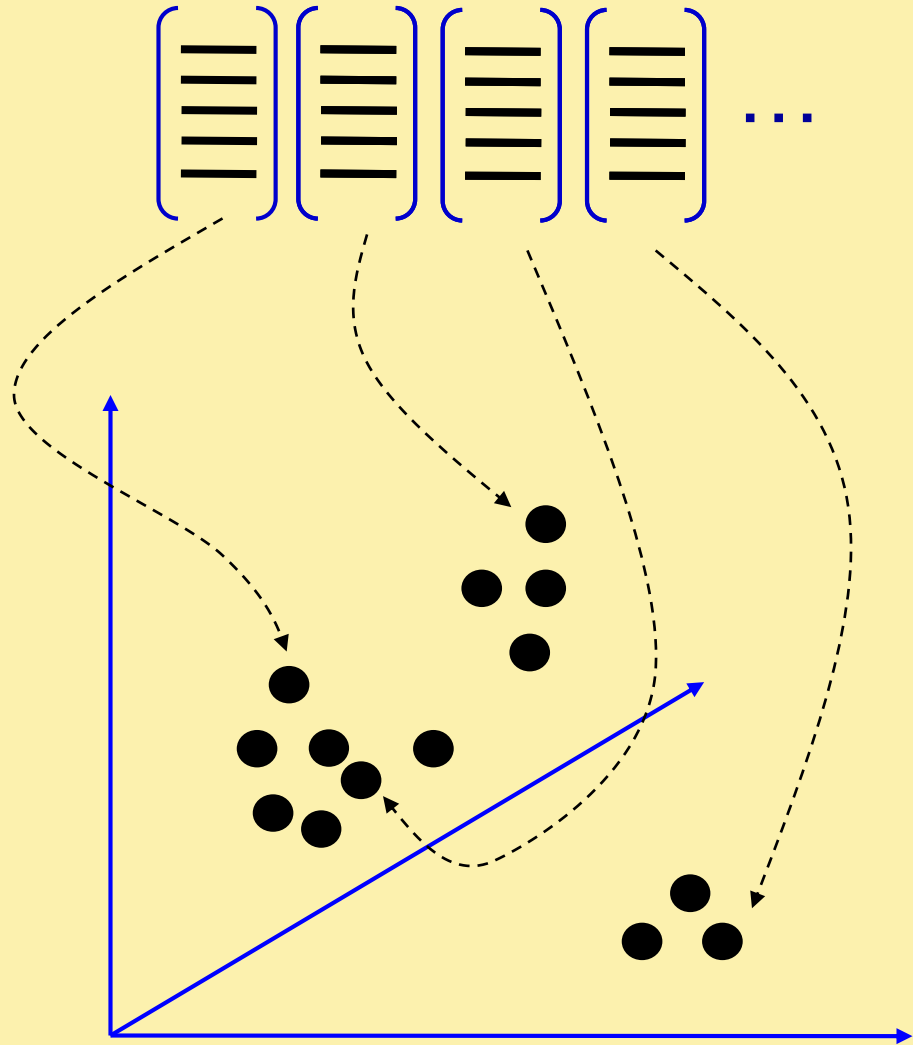
1. Feature extraction



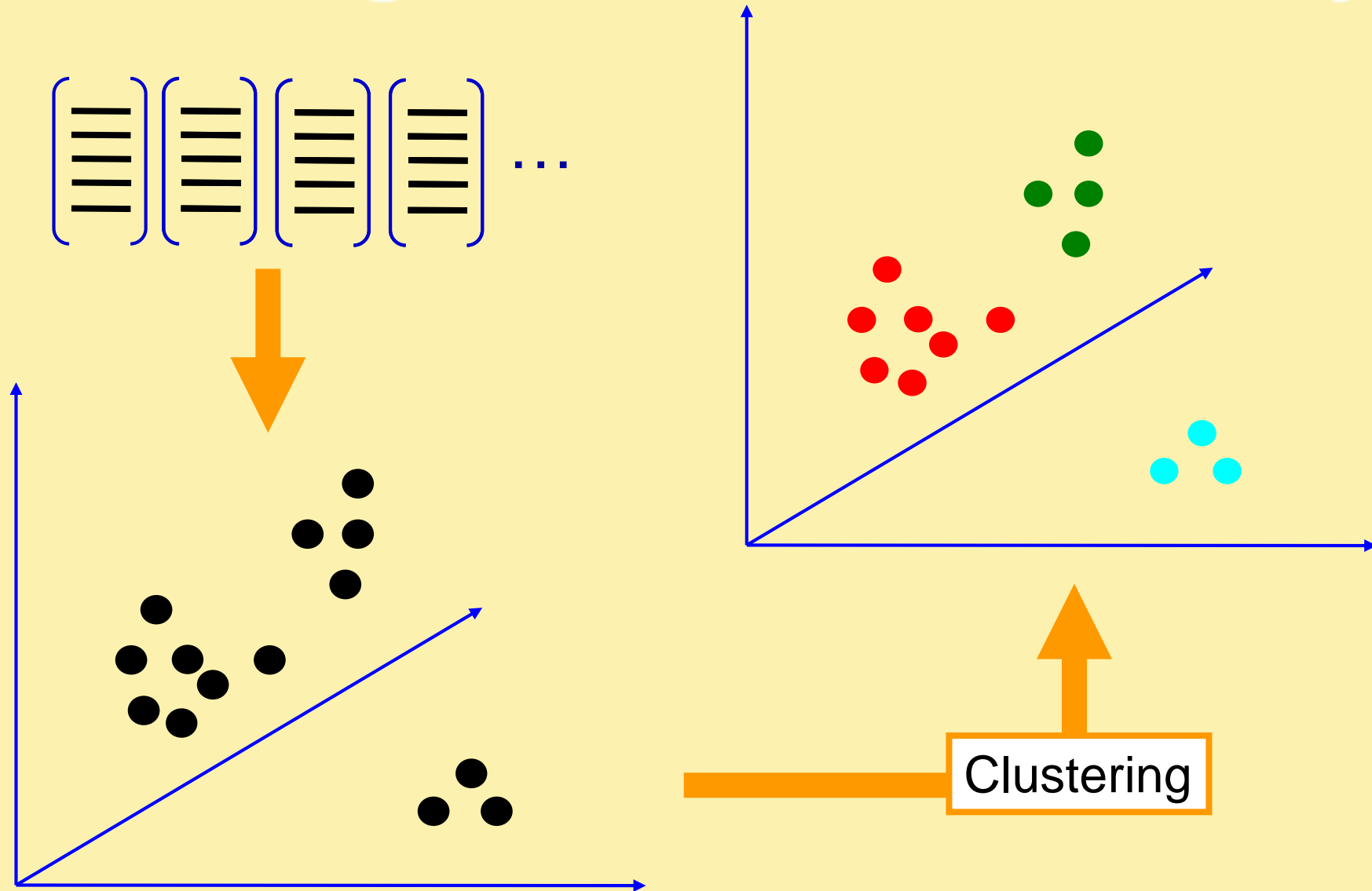
1. Feature extraction



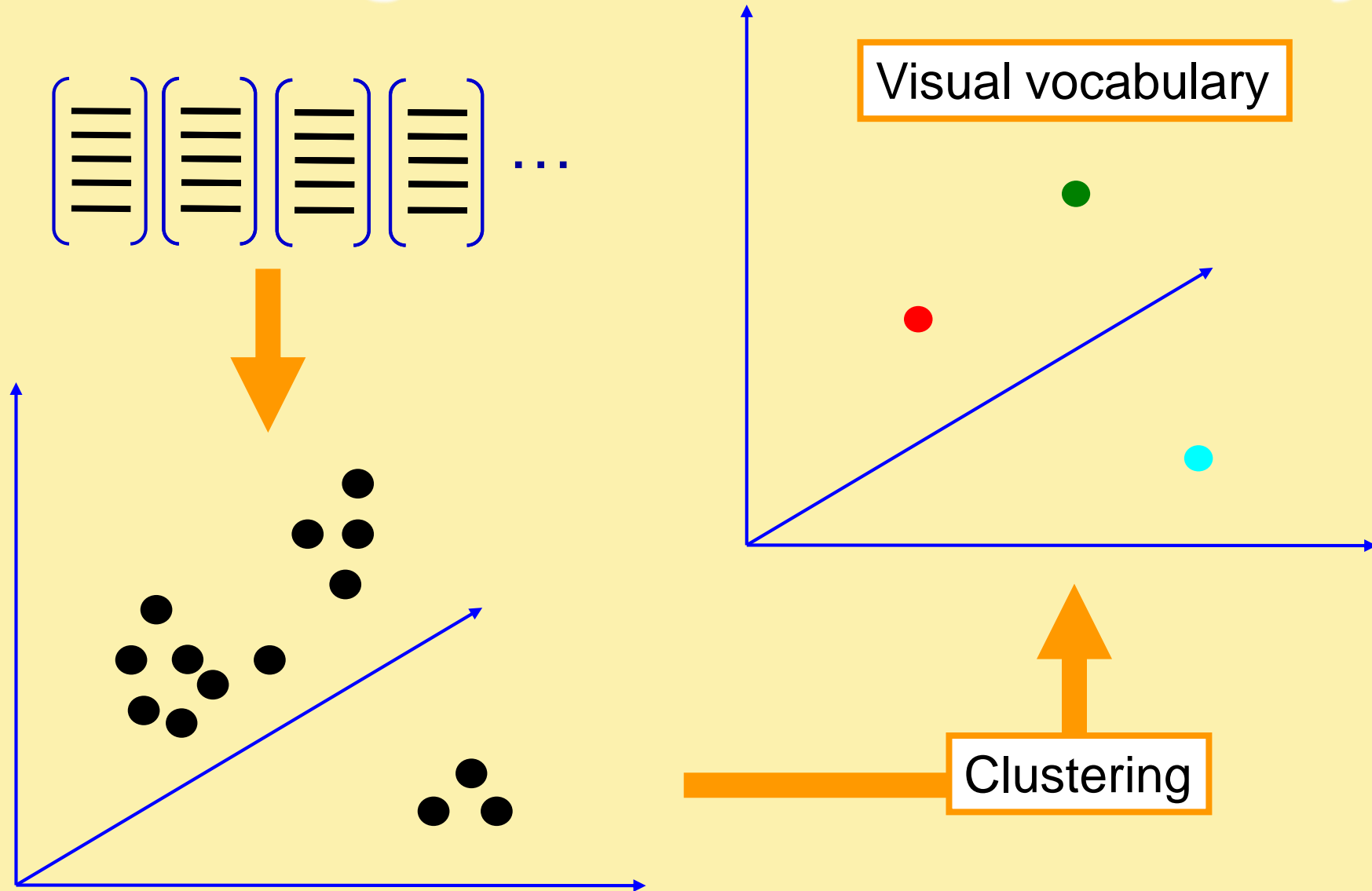
2. Learning the visual vocabulary





2. Learning the visual vocabulary



2. Learning the visual vocabulary



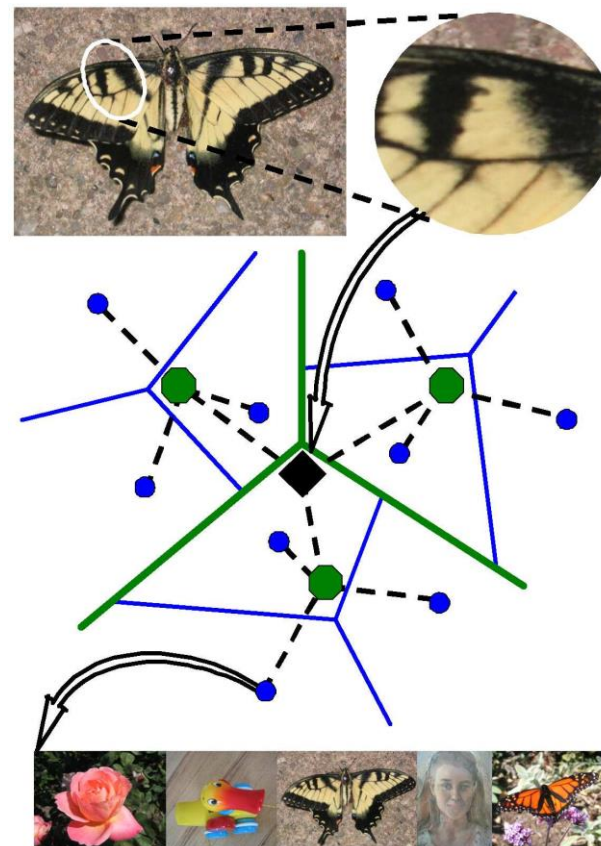
Example codebook




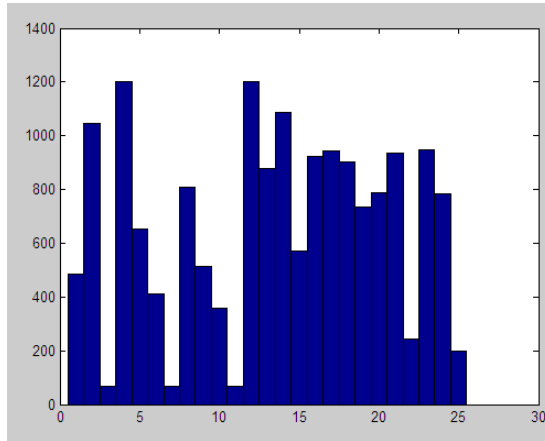
Appearance codebook

Visual vocabularies: Issues

- How to choose vocabulary size?
 - Too small: visual words not representative of all patches
 - Too large: quantization artifacts, overfitting
- Computational efficiency
 - Vocabulary trees
(Nister & Stewenius, 2006)




But what about layout?



All of these images have the same color histogram

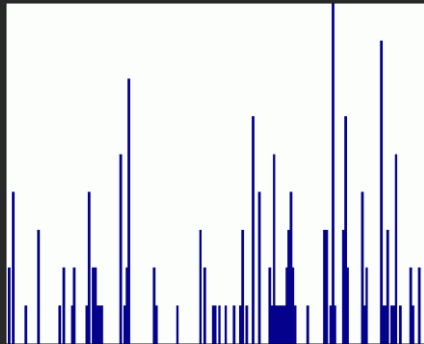

Spatial pyramid



Compute histogram in each spatial bin

Spatial pyramid representation

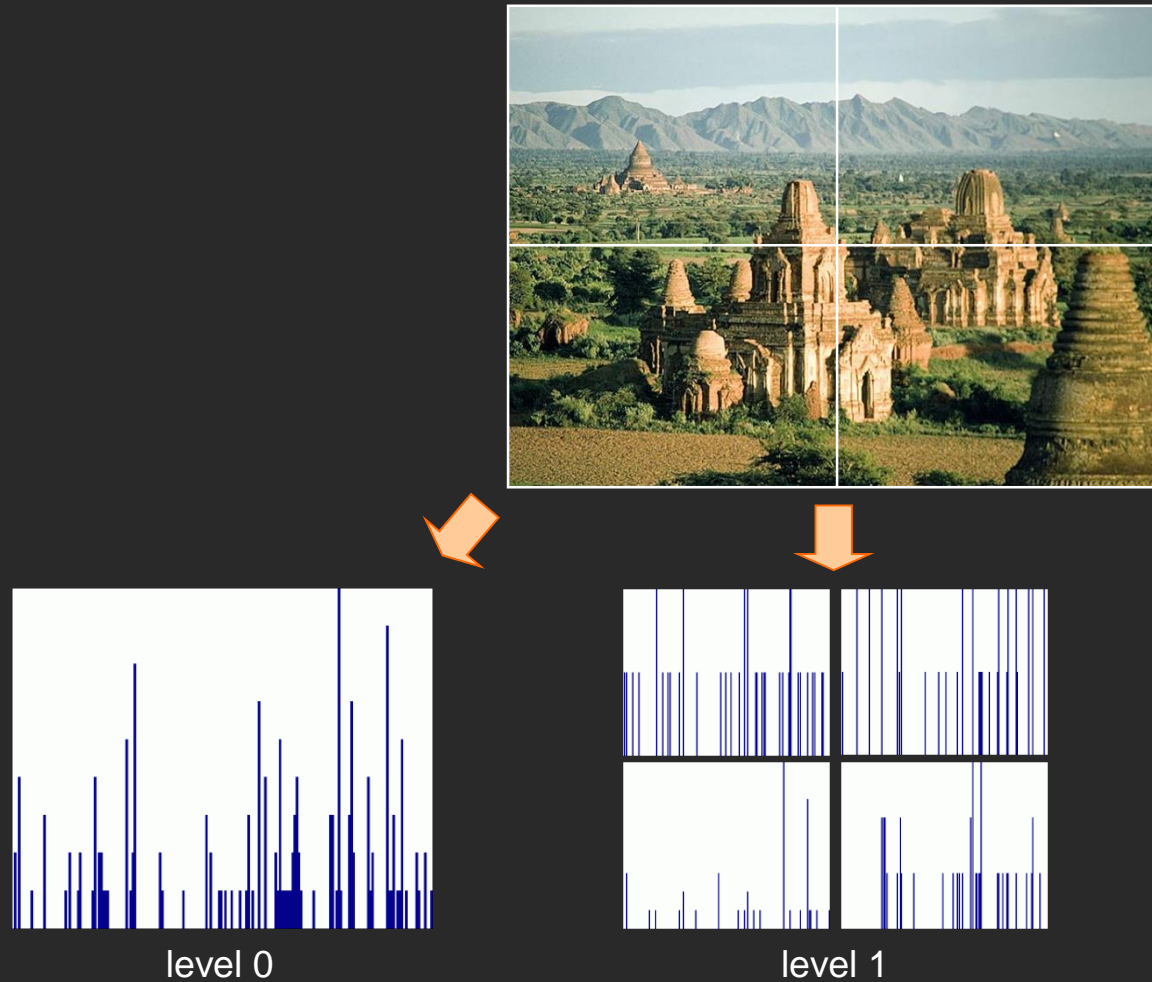
- Extension of a bag of features
- Locally orderless representation at several levels of resolution



level 0


Spatial pyramid representation

- Extension of a bag of features
- Locally orderless representation at several levels of resolution




Spatial pyramid representation

- Extension of a bag of features
- Locally orderless representation at several levels of resolution



Scene category dataset




Multi-class classification results (100 training images per class)

Level	Weak features (vocabulary size: 16)		Strong features (vocabulary size: 200)	
	Single-level	Pyramid	Single-level	Pyramid
0 (1 × 1)	45.3 ±0.5		72.2 ±0.6	
1 (2 × 2)	53.6 ±0.3	56.2 ±0.6	77.9 ±0.6	79.0 ±0.5
2 (4 × 4)	61.7 ±0.6	64.7 ±0.7	79.4 ±0.3	81.1 ±0.3
3 (8 × 8)	63.3 ±0.8	66.8 ±0.6	77.2 ±0.4	80.7 ±0.3

Caltech101 dataset

http://www.vision.caltech.edu/Image_Datasets/Caltech101/Caltech101.html



Multi-class classification results (30 training images per class)

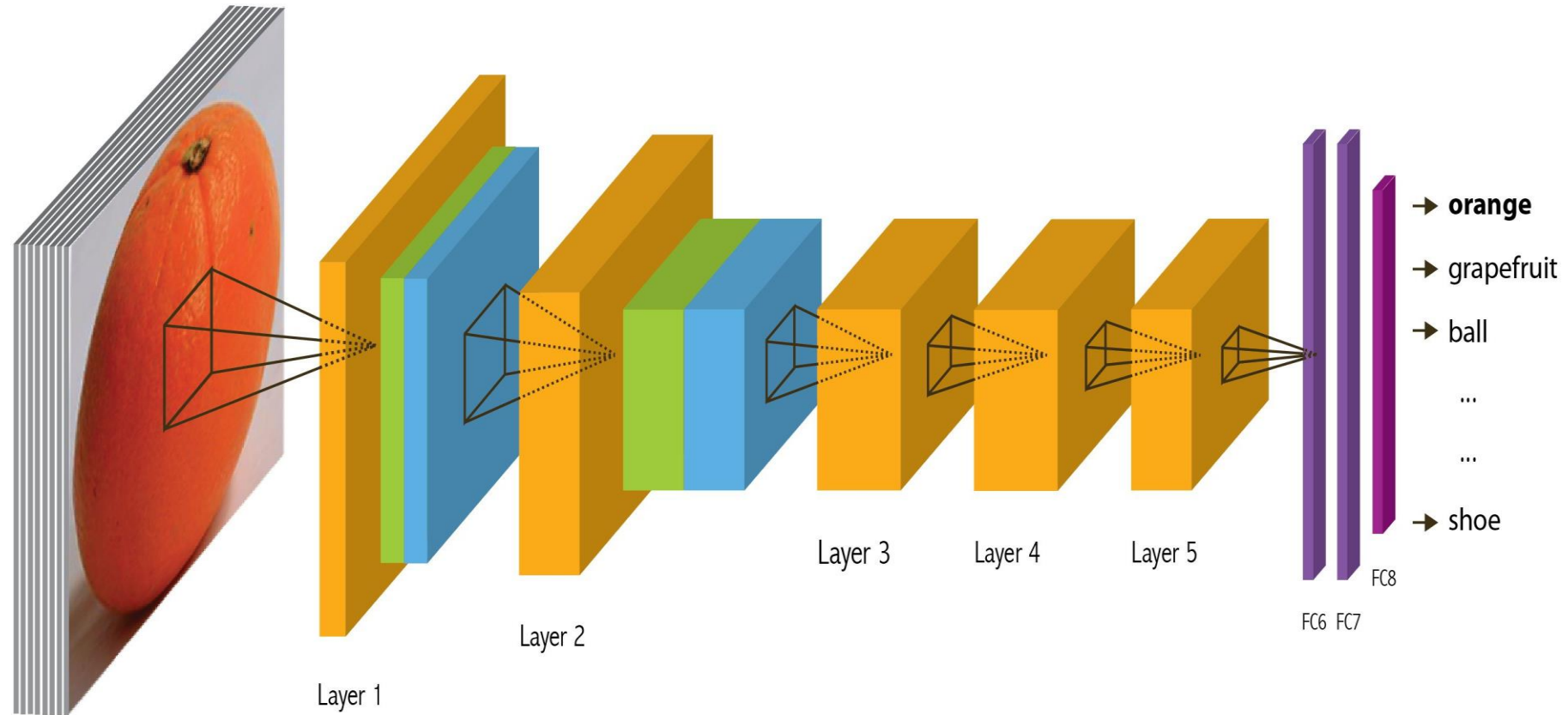
	Weak features (16)		Strong features (200)	
Level	Single-level	Pyramid	Single-level	Pyramid
0	15.5 \pm 0.9		41.2 \pm 1.2	
1	31.4 \pm 1.2	32.8 \pm 1.3	55.9 \pm 0.9	57.0 \pm 0.8
2	47.2 \pm 1.1	49.3 \pm 1.4	63.6 \pm 0.9	64.6 \pm 0.8
3	52.2 \pm 0.8	54.0 \pm 1.1	60.3 \pm 0.9	64.6 \pm 0.7

History of ideas in recognition


- 1960s – early 1990s: the geometric era
- 1990s: appearance-based models
- Mid-1990s: sliding window approaches
- Late 1990s: local features
- Early 2000s: parts-and-shape models
- Mid-2000s: bags of features
- Present trends: *deep learning*

Beyond AlexNet

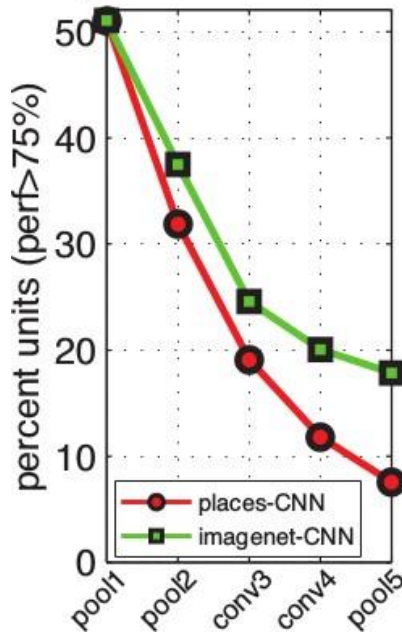
Recap: Convolutional Network, AlexNet



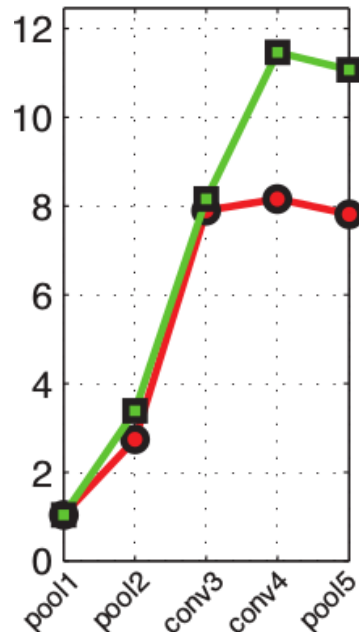
Recap: Convolutional Network Interpretation




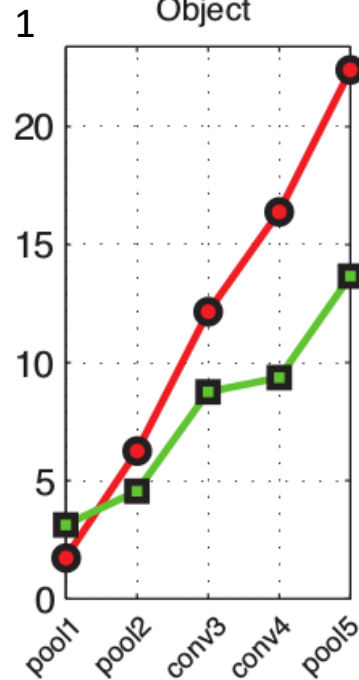
Simple elements & colors



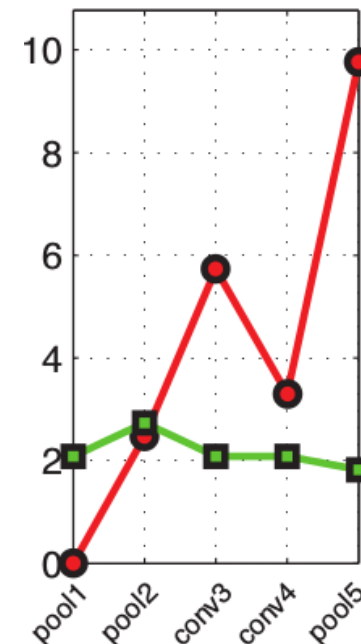
Object part



Object



Scene



Object detectors emerge within CNN trained to classify scenes, without any object supervision!

Beyond AlexNet

VERY DEEP CONVOLUTIONAL NETWORKS FOR LARGE-SCALE IMAGE RECOGNITION

Karen Simonyan & Andrew Zisserman 2015

**These are the “VGG” networks.
“Perceptual Loss” in generative deep learning refers to these networks**


ConvNet Configuration					
A	A-LRN	B	C	D	E
11 weight layers	11 weight layers	13 weight layers	16 weight layers	16 weight layers	19 weight layers
input (224×224 RGB image)					
conv3-64	conv3-64 LRN	conv3-64 conv3-64	conv3-64 conv3-64	conv3-64 conv3-64	conv3-64 conv3-64
maxpool					
conv3-128	conv3-128	conv3-128 conv3-128	conv3-128 conv3-128	conv3-128 conv3-128	conv3-128 conv3-128
maxpool					
conv3-256 conv3-256	conv3-256 conv3-256	conv3-256 conv3-256	conv3-256 conv3-256 conv1-256	conv3-256 conv3-256 conv3-256	conv3-256 conv3-256 conv3-256 conv3-256
maxpool					
conv3-512 conv3-512	conv3-512 conv3-512	conv3-512 conv3-512	conv3-512 conv3-512 conv1-512	conv3-512 conv3-512 conv3-512	conv3-512 conv3-512 conv3-512 conv3-512
maxpool					
conv3-512 conv3-512	conv3-512 conv3-512	conv3-512 conv3-512	conv3-512 conv3-512 conv1-512	conv3-512 conv3-512 conv3-512	conv3-512 conv3-512 conv3-512 conv3-512
maxpool					
FC-4096					
FC-4096					
FC-1000					
soft-max					

Table 2: **Number of parameters** (in millions).

Network	A,A-LRN	B	C	D	E
Number of parameters	133	133	134	138	144

Table 4: **ConvNet performance at multiple test scales.**

ConvNet config. (Table 1)	smallest image side		top-1 val. error (%)	top-5 val. error (%)
	train (S)	test (Q)		
B	256	224,256,288	28.2	9.6
C	256	224,256,288	27.7	9.2
	384	352,384,416	27.8	9.2
	[256; 512]	256,384,512	26.3	8.2
D	256	224,256,288	26.6	8.6
	384	352,384,416	26.5	8.6
	[256; 512]	256,384,512	24.8	7.5
E	256	224,256,288	26.9	8.7
	384	352,384,416	26.7	8.6
	[256; 512]	256,384,512	24.8	7.5



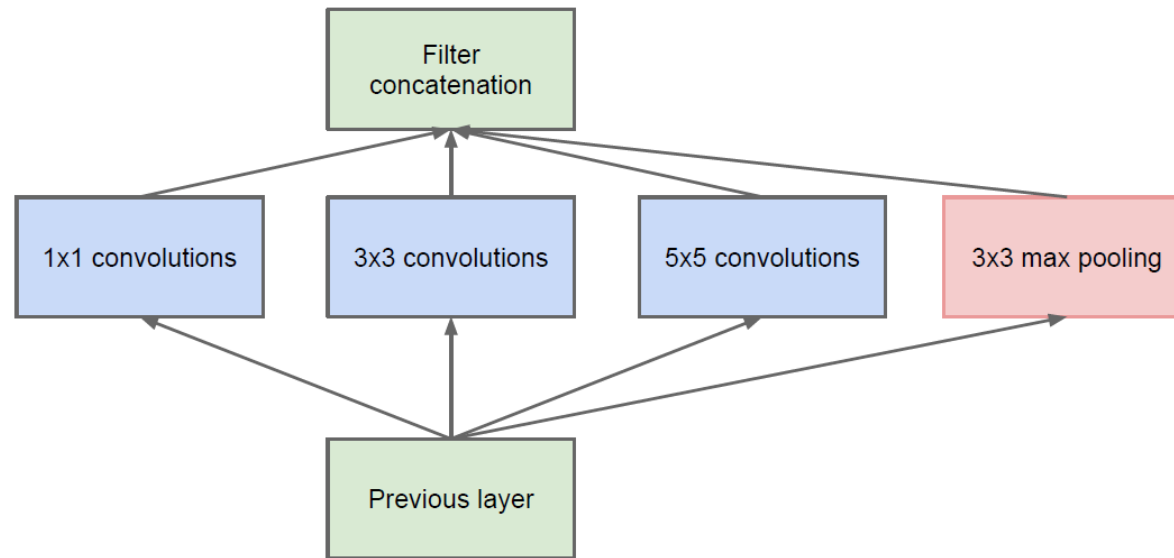
**“VGG” networks are commonly used as the basis for “Perceptual Loss”.
 The images on the right are as close as possible to all images on the left in various feature spaces.**

Going Deeper with Convolutions

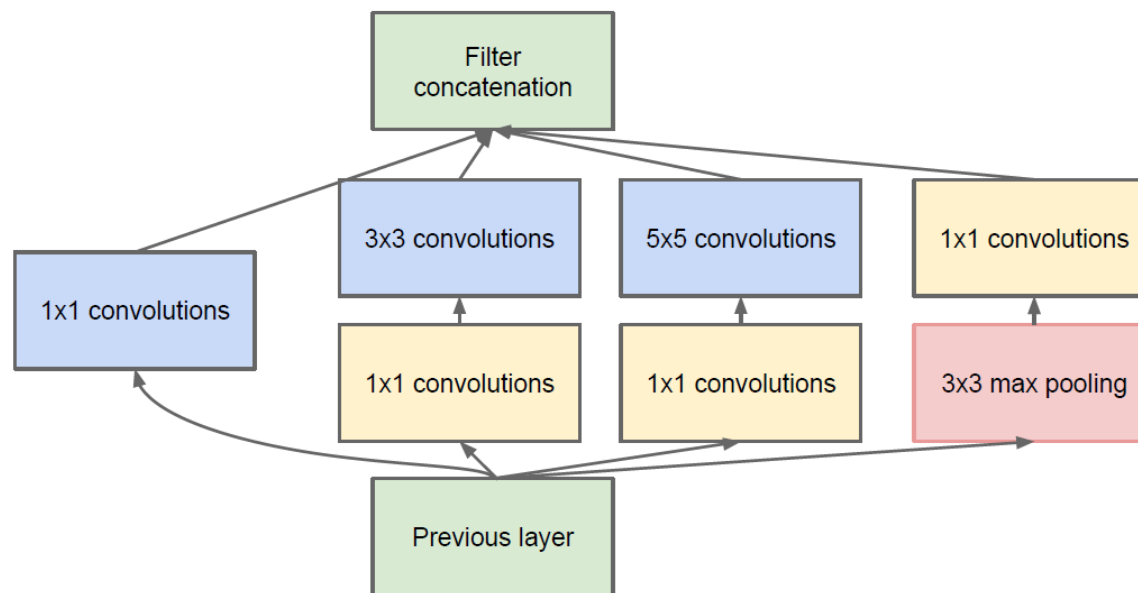
**Christian Szegedy, Wei Liu, Yangqing Jia, Pierre Sermanet, Scott Reed,
Dragomir Anguelov, Dumitru Erhan, Vincent Vanhoucke, Andrew Rabinovich
2015**

This is the “Inception” architecture or “GoogLeNet”

***The architecture blocks are called “Inception” modules
and the collection of them into a particular net is “GoogLeNet”**



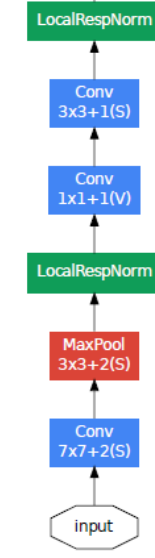
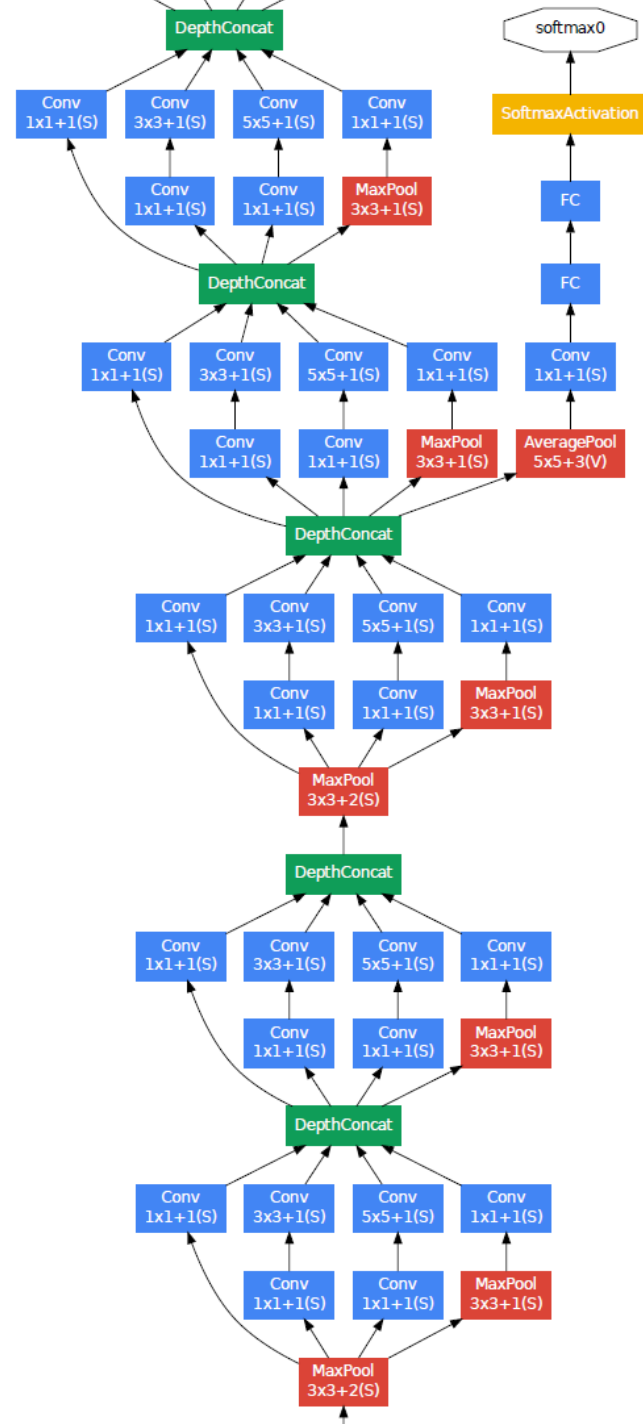
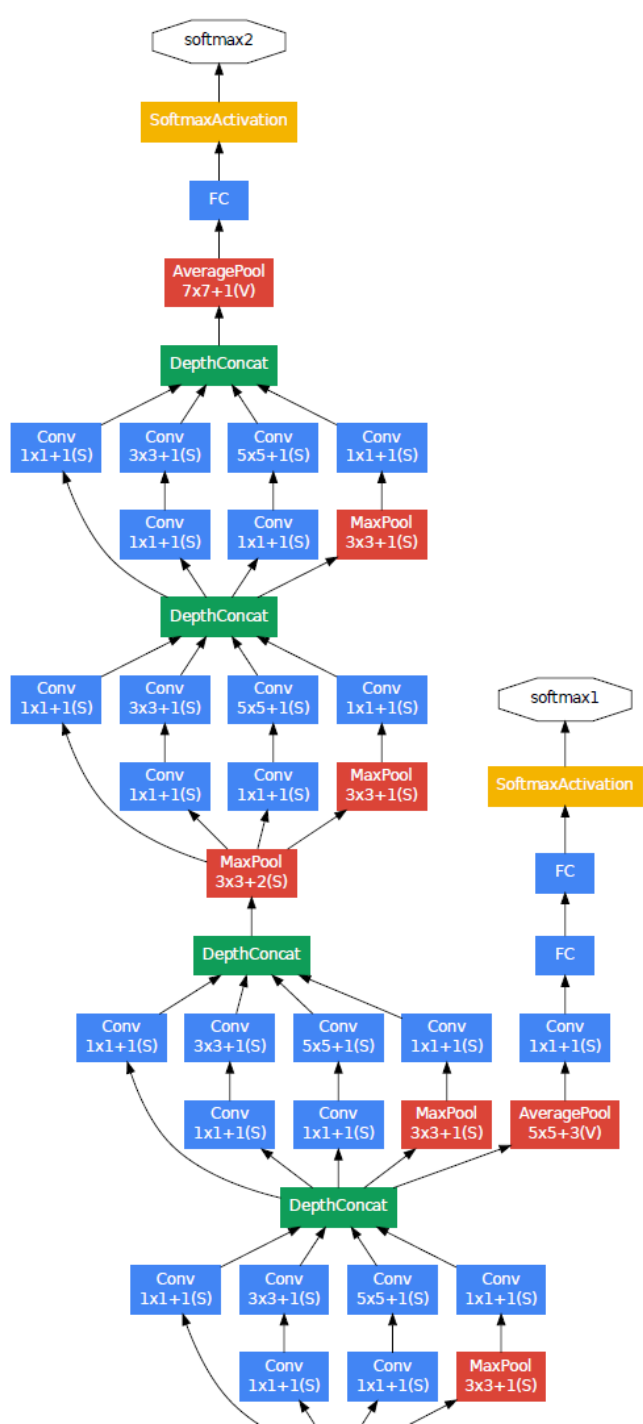
(a) Inception module, naïve version



(b) Inception module with dimensionality reduction

type	patch size/ stride	output size	depth	#1×1	#3×3 reduce	#3×3	#5×5 reduce	#5×5	pool proj	params	ops
convolution	7×7/2	112×112×64	1							2.7K	34M
max pool	3×3/2	56×56×64	0								
convolution	3×3/1	56×56×192	2		64	192				112K	360M
max pool	3×3/2	28×28×192	0								
inception (3a)		28×28×256	2	64	96	128	16	32	32	159K	128M
inception (3b)		28×28×480	2	128	128	192	32	96	64	380K	304M
max pool	3×3/2	14×14×480	0								
inception (4a)		14×14×512	2	192	96	208	16	48	64	364K	73M
inception (4b)		14×14×512	2	160	112	224	24	64	64	437K	88M
inception (4c)		14×14×512	2	128	128	256	24	64	64	463K	100M
inception (4d)		14×14×528	2	112	144	288	32	64	64	580K	119M
inception (4e)		14×14×832	2	256	160	320	32	128	128	840K	170M
max pool	3×3/2	7×7×832	0								
inception (5a)		7×7×832	2	256	160	320	32	128	128	1072K	54M
inception (5b)		7×7×1024	2	384	192	384	48	128	128	1388K	71M
avg pool	7×7/1	1×1×1024	0								
dropout (40%)		1×1×1024	0								
linear		1×1×1000	1							1000K	1M
softmax		1×1×1000	0								

Only 6.8 million parameters. AlexNet ~60 million, VGG up to 138 million

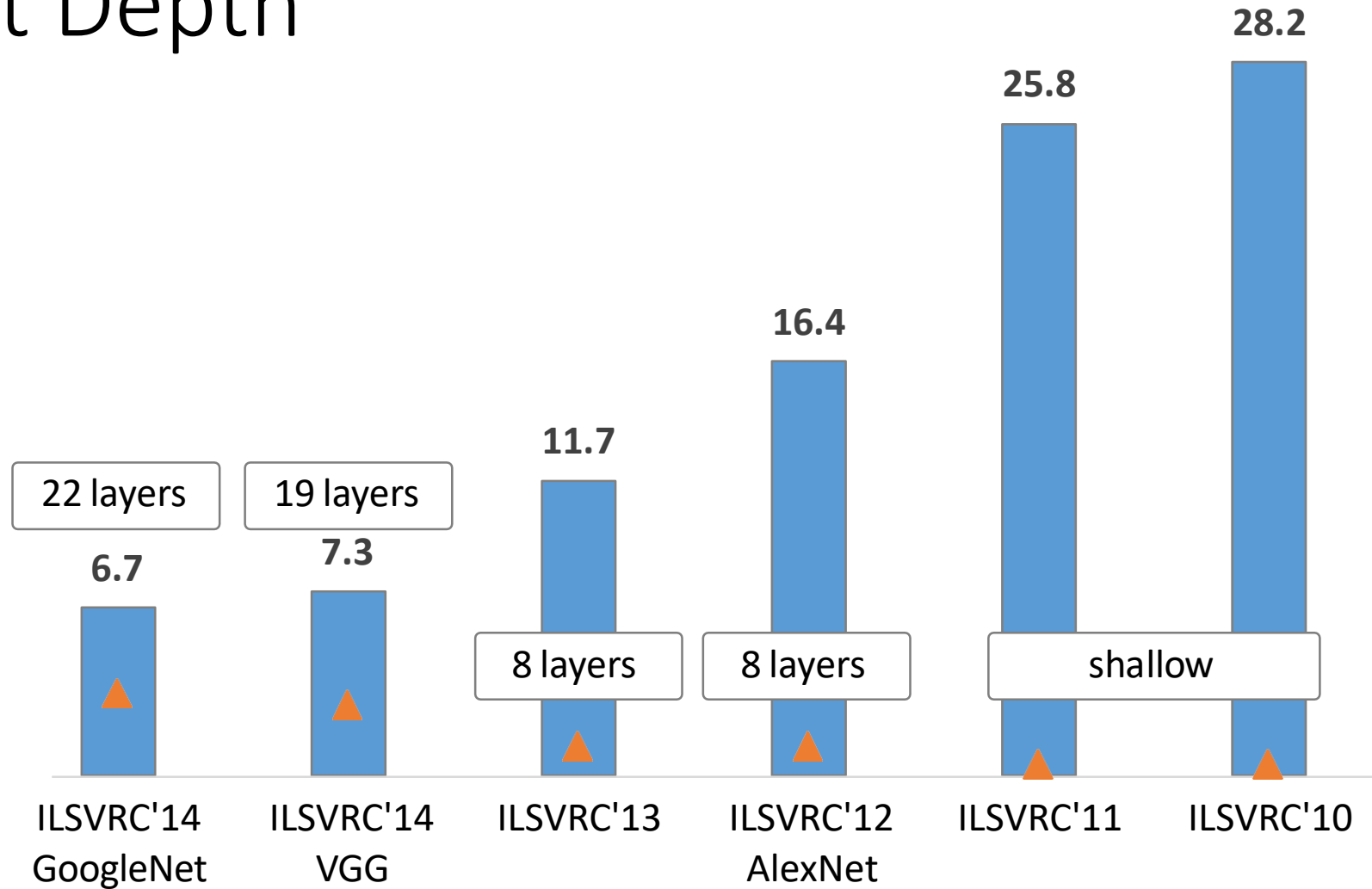


Team	Year	Place	Error (top-5)	Uses external data
SuperVision	2012	1st	16.4%	no
SuperVision	2012	1st	15.3%	Imagenet 22k
Clarifai	2013	1st	11.7%	no
Clarifai	2013	1st	11.2%	Imagenet 22k
MSRA	2014	3rd	7.35%	no
VGG	2014	2nd	7.32%	no
GoogLeNet	2014	1st	6.67%	no

Table 2: Classification performance.

Number of models	Number of Crops	Cost	Top-5 error	compared to base
1	1	1	10.07%	base
1	10	10	9.15%	-0.92%
1	144	144	7.89%	-2.18%
7	1	7	8.09%	-1.98%
7	10	70	7.62%	-2.45%
7	144	1008	6.67%	-3.45%

ConvNet Depth



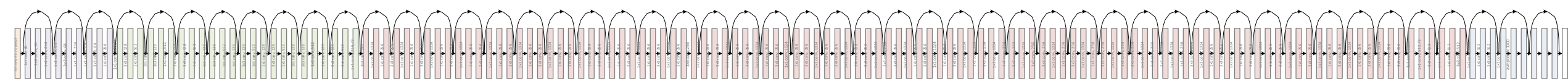
ImageNet Classification top-5 error (%)

Surely it would be ridiculous to go any deeper...

Deep Residual Learning for Image Recognition

Kaiming He, Xiangyu Zhang, Shaoqing Ren, Jian Sun

work done at
Microsoft Research Asia



Cited 185,914 times as of 10/26/2023.

	Publication	<u>h5-index</u>	<u>h5-median</u>
1.	Nature	<u>444</u>	667
2.	The New England Journal of Medicine	<u>432</u>	780
3.	Science	<u>401</u>	614
4.	IEEE/CVF Conference on Computer Vision and Pattern Recognition	<u>389</u>	627
5.	The Lancet	<u>354</u>	635
6.	Advanced Materials	<u>312</u>	418
7.	Nature Communications	<u>307</u>	428
8.	Cell	<u>300</u>	505
9.	International Conference on Learning Representations	<u>286</u>	533
10.	Neural Information Processing Systems	<u>278</u>	436
11.	JAMA	<u>267</u>	425
12.	Chemical Reviews	<u>265</u>	444
13.	Proceedings of the National Academy of Sciences	<u>256</u>	364
14.	Angewandte Chemie	<u>245</u>	332
15.	Chemical Society Reviews	<u>244</u>	386
16.	Journal of the American Chemical Society	<u>242</u>	344
17.	IEEE/CVF International Conference on Computer Vision	<u>239</u>	415
18.	Nucleic Acids Research	<u>238</u>	550
19.	International Conference on Machine Learning	<u>237</u>	421

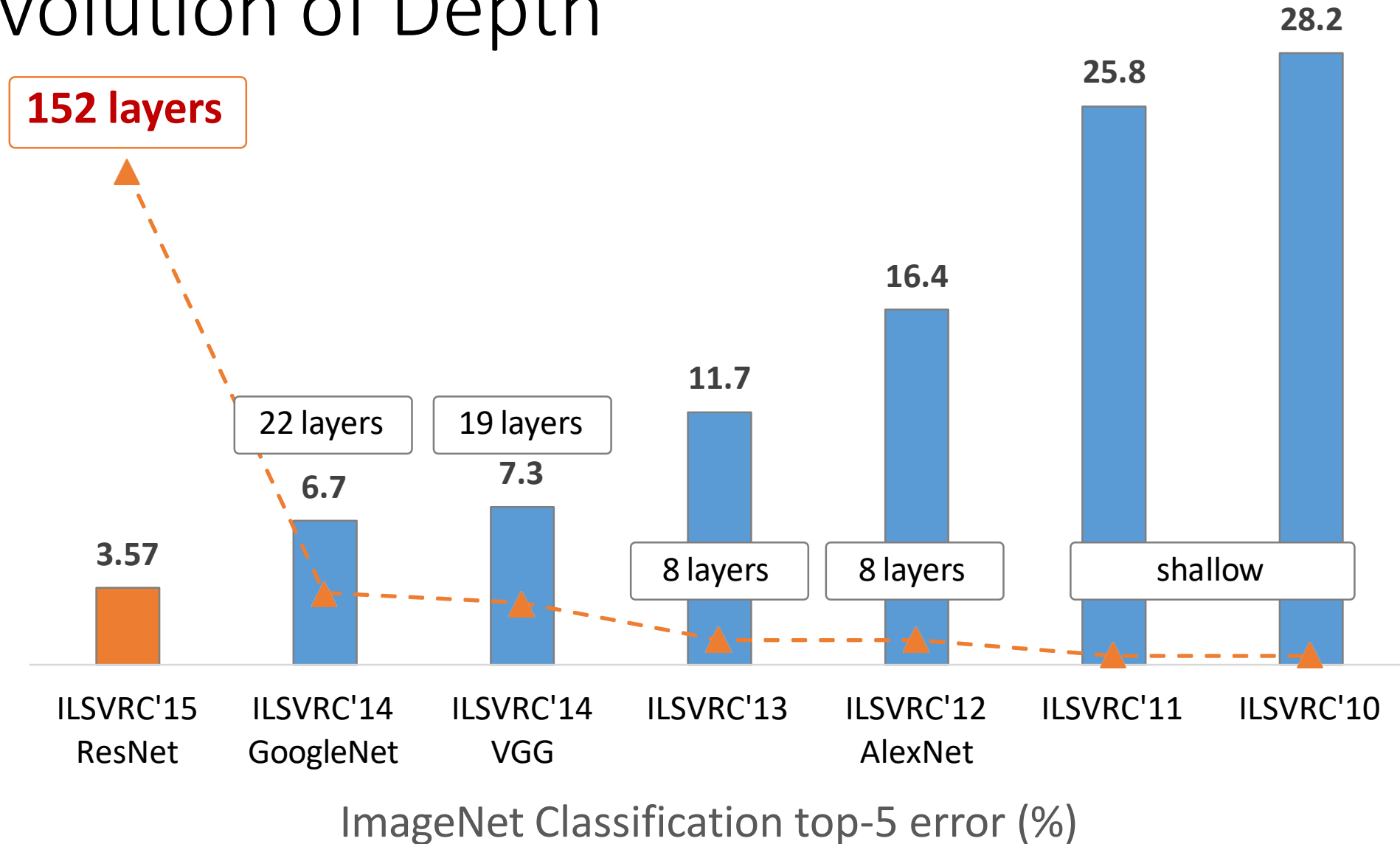
ResNet @ ILSVRC & COCO 2015 Competitions

1st places in all five main tracks

- ImageNet Classification: “*Ultra-deep*” **152-layer** nets
- ImageNet Detection: **16%** better than 2nd
- ImageNet Localization: **27%** better than 2nd
- COCO Detection: **11%** better than 2nd
- COCO Segmentation: **12%** better than 2nd

*improvements are relative numbers

Revolution of Depth





Revolution of Depth

Engines of
visual recognition

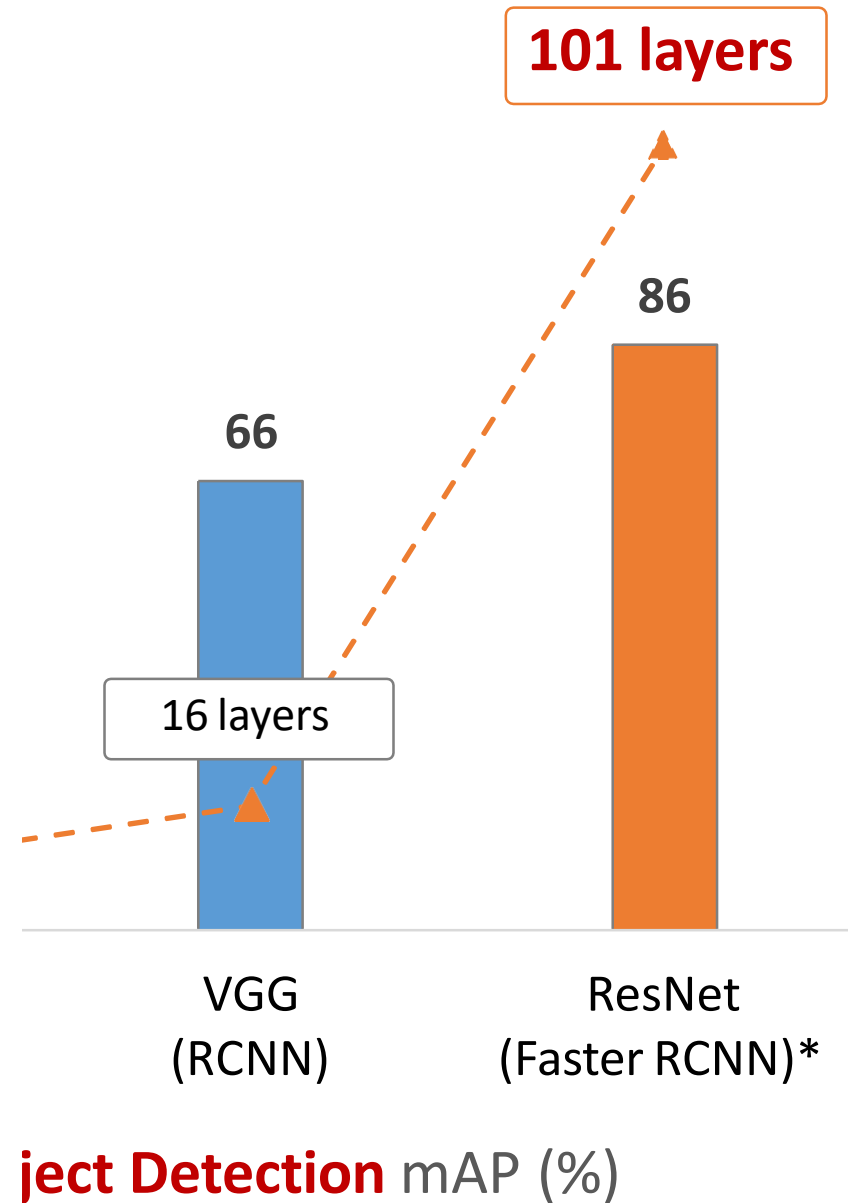
58



Discriminatively trained part-based models



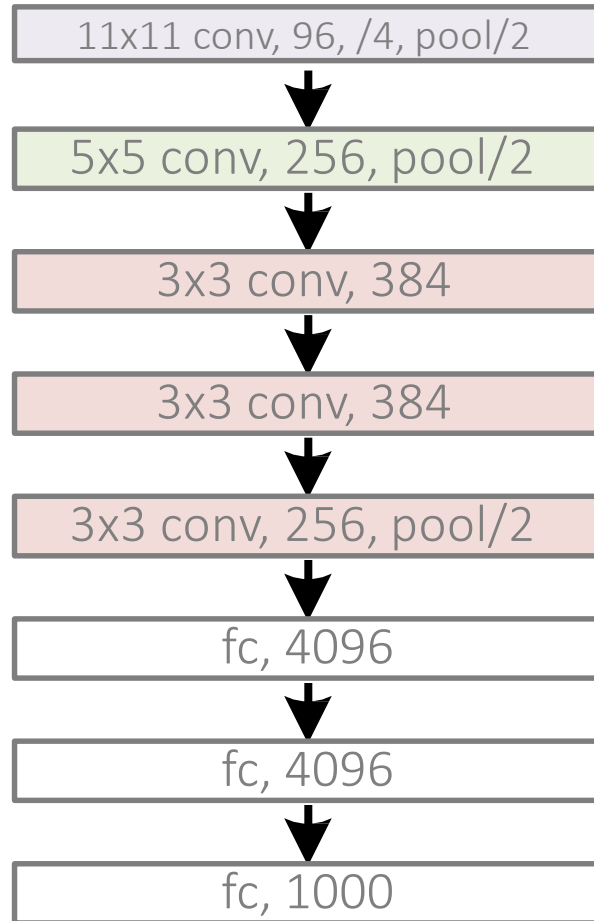
P. Felzenszwalb, R. Girshick, D. McAllester, D. Ramanan, "[Object Detection with Discriminatively Trained Part-Based Models.](#)" PAMI 2009



*w/ other improvements & more data

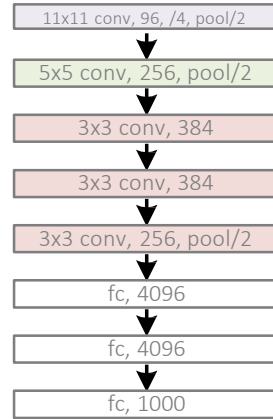
Revolution of Depth

AlexNet, 8 layers
(ILSVRC 2012)

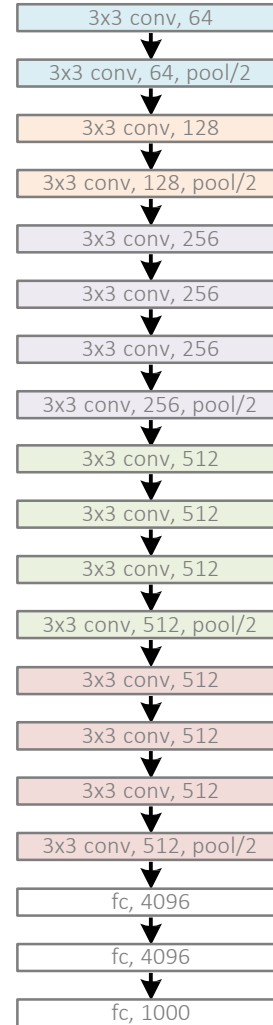


Revolution of Depth

AlexNet, 8 layers
(ILSVRC 2012)



VGG, 19 layers
(ILSVRC 2014)



GoogLeNet, 22 layers
(ILSVRC 2014)



Revolution of Depth

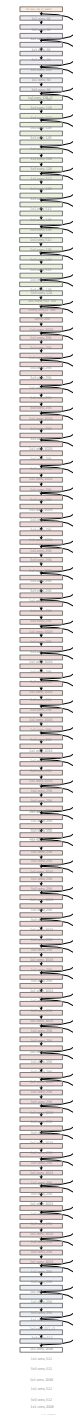
AlexNet, 8 layers
(ILSVRC 2012)



VGG, 19 layers
(ILSVRC 2014)



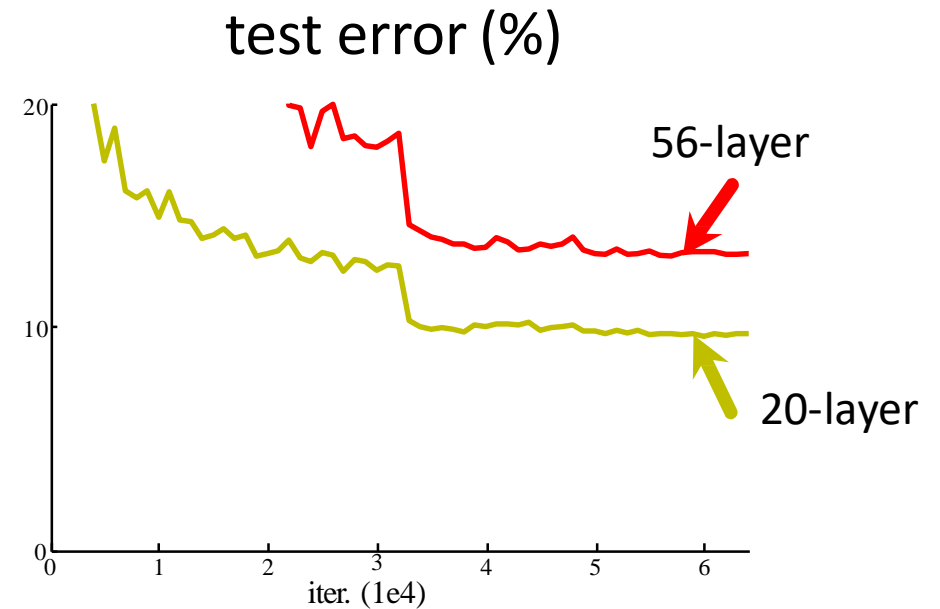
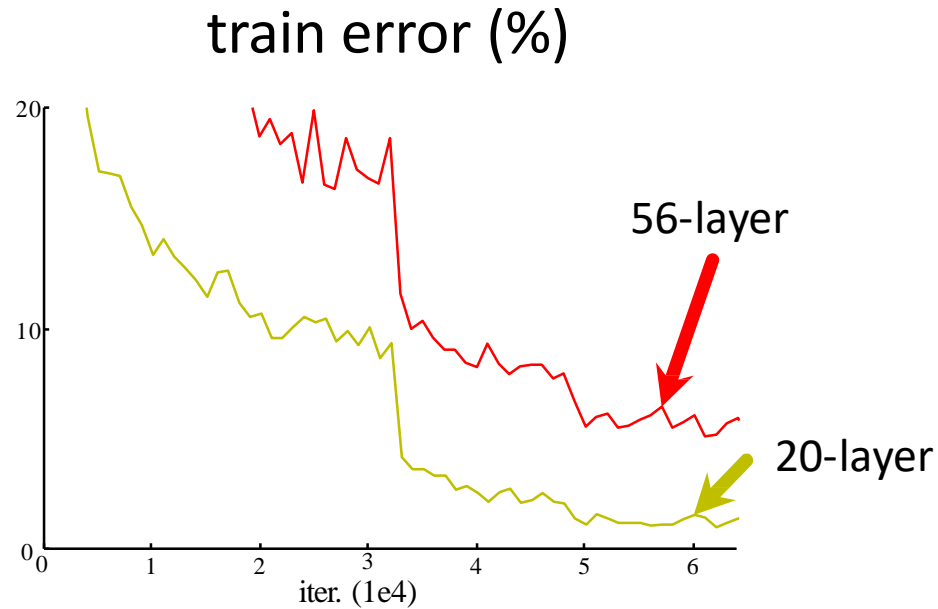
ResNet, **152 layers**
(ILSVRC 2015)



Is learning better networks
as simple as stacking more layers?

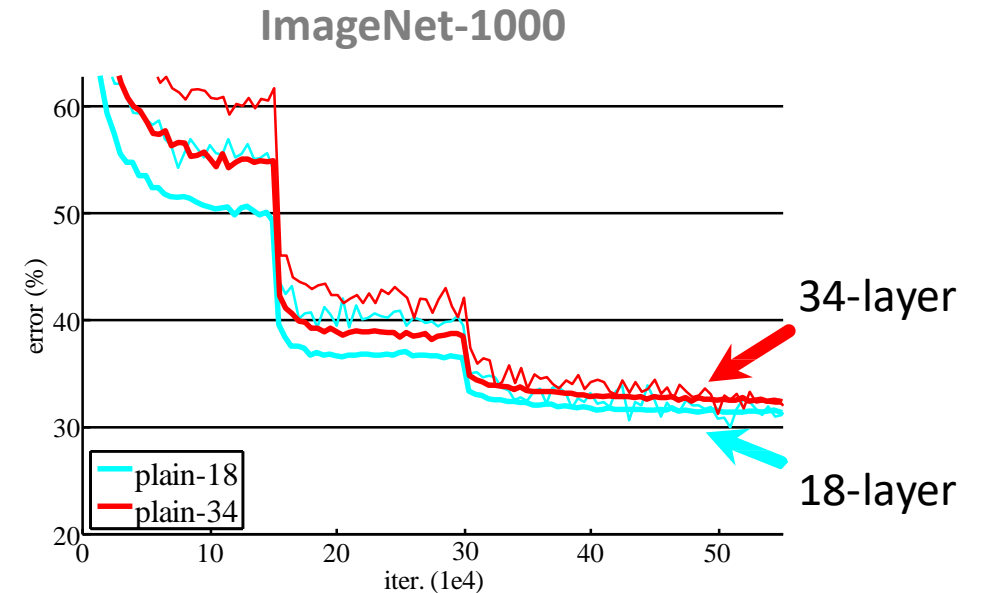
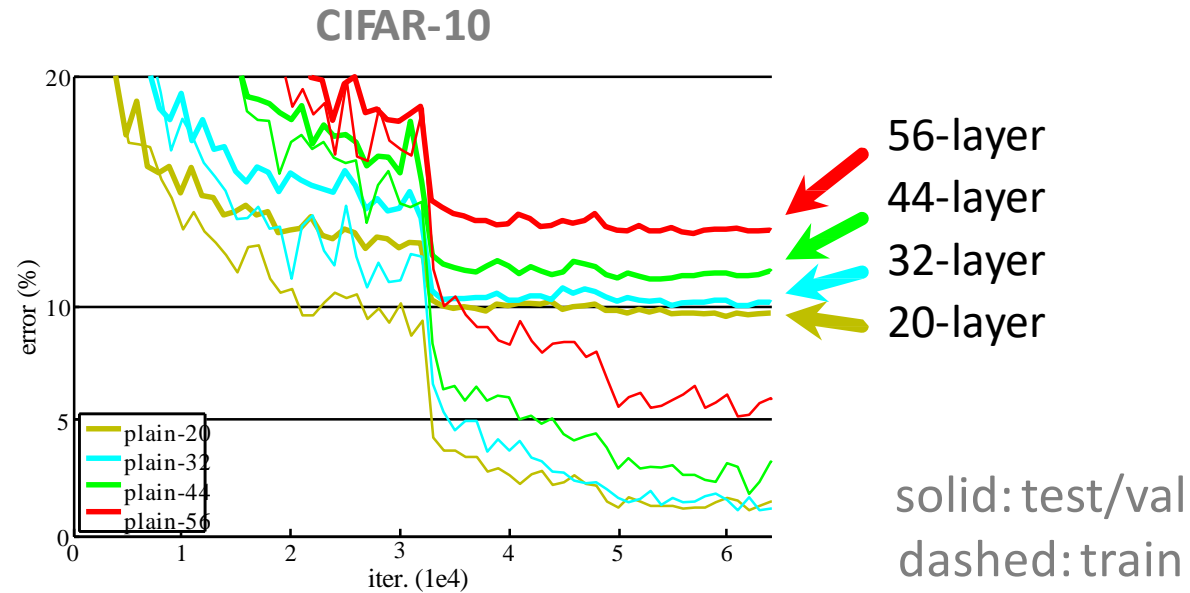
Simply stacking layers?

CIFAR-10



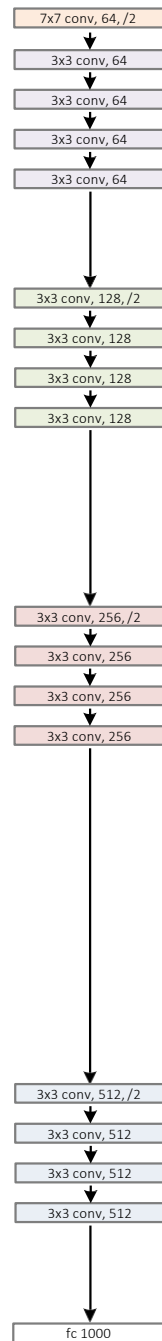
- *Plain* nets: stacking 3x3 conv layers...
- 56-layer net has **higher training error** and test error than 20-layer net

Simply stacking layers?

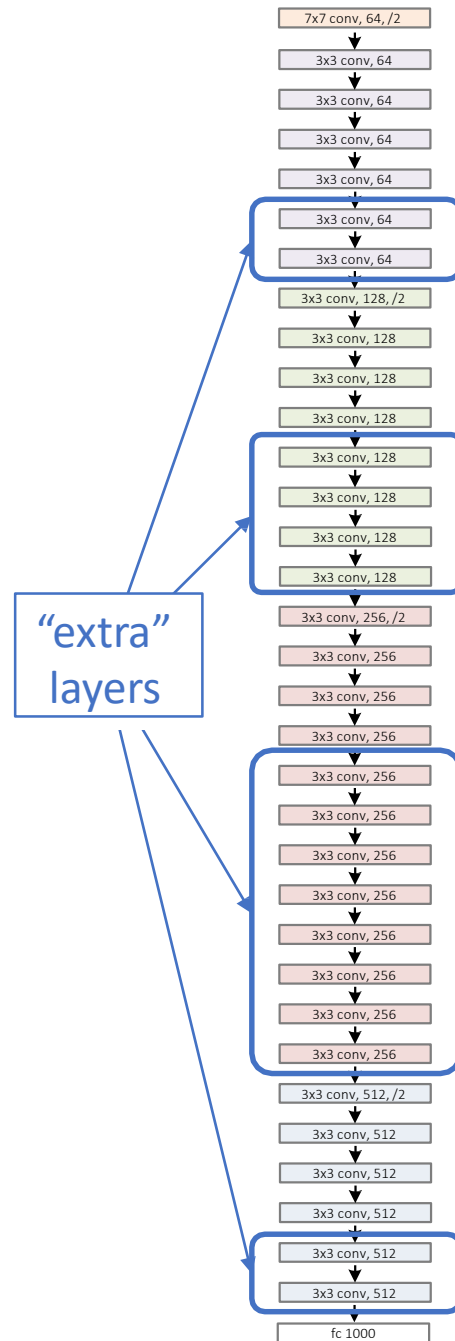


- “Overly deep” plain nets have **higher training error**
- A general phenomenon, observed in many datasets

a shallower
model
(18 layers)



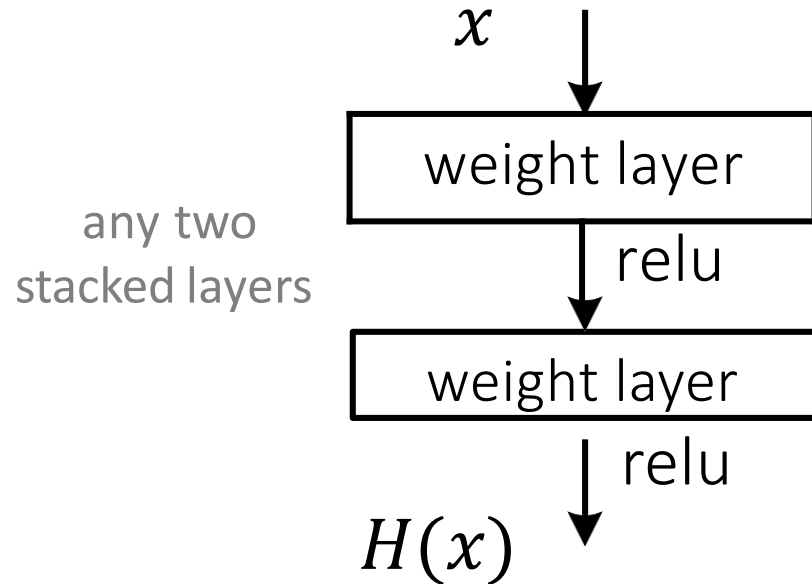
a deeper
counterpart
(34 layers)



- Richer solution space
- A deeper model should not have **higher training error**
- A solution *by construction*:
 - original layers: copied from a learned shallower model
 - extra layers: set as **identity**
 - at least the same training error
- **Optimization difficulties**: solvers cannot find the solution when going deeper...

Deep Residual Learning

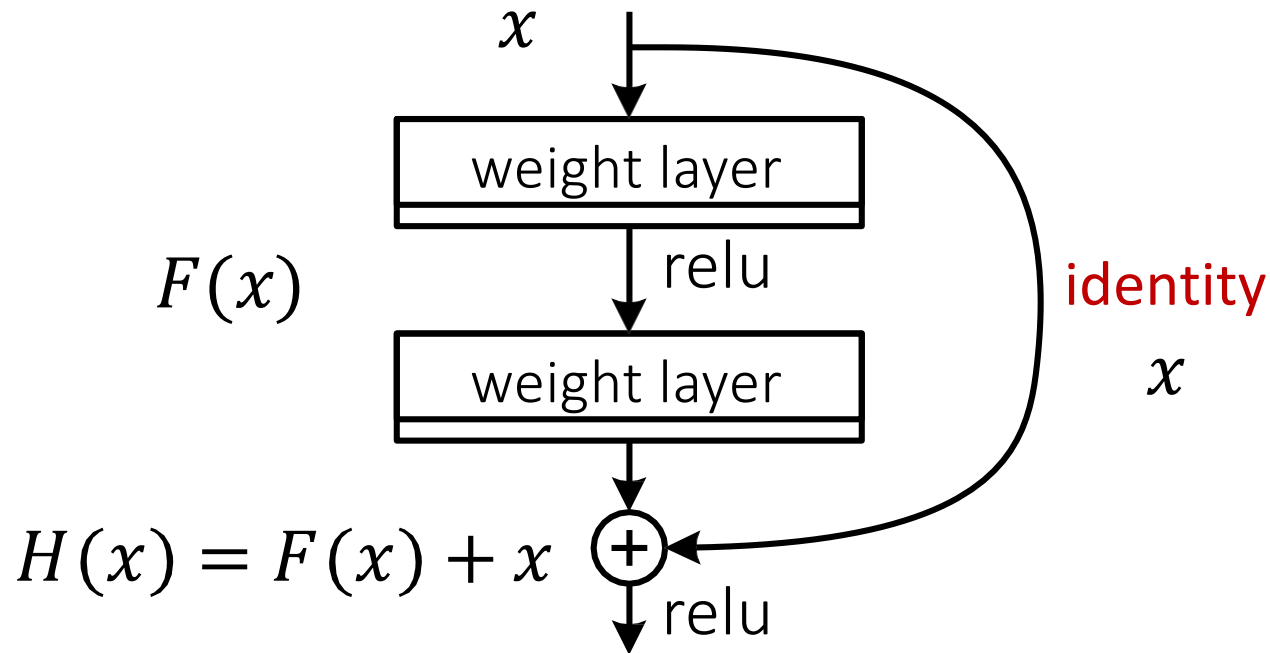
- Plain net



$H(x)$ is any desired mapping,
hope the 2 weight layers fit $H(x)$

Deep Residual Learning

- Residual net



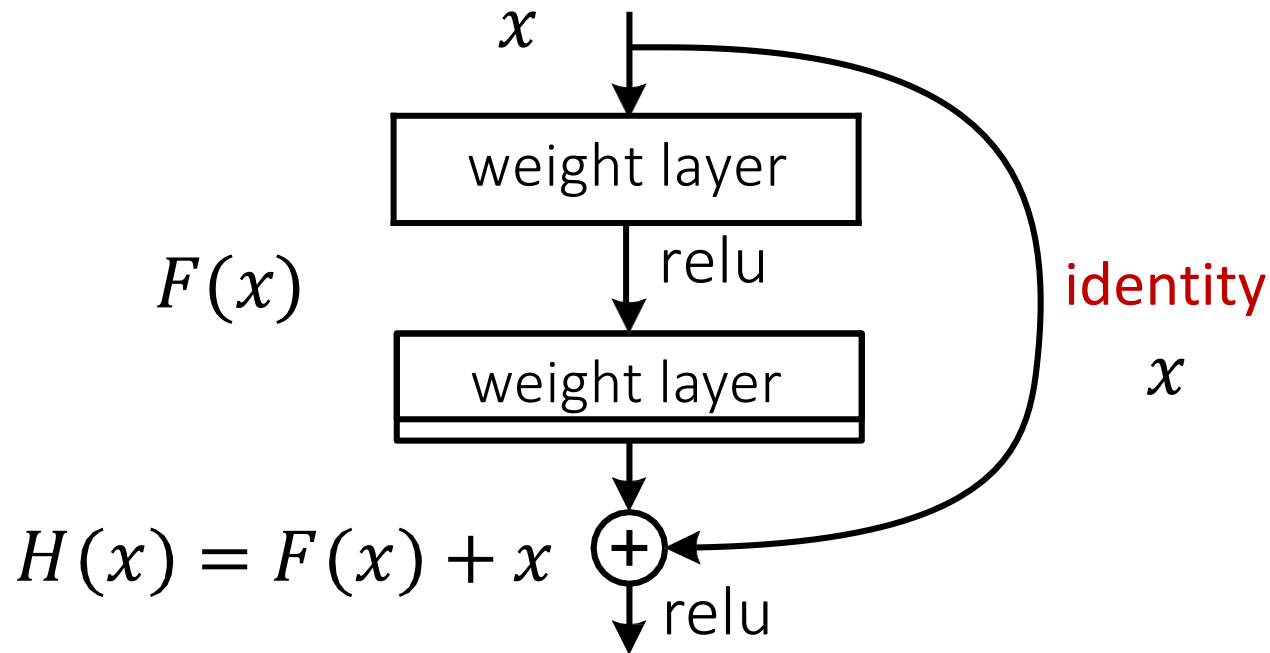
$H(x)$ is any desired mapping,
~~hope the 2 weight layers fit $H(x)$~~

hope the 2 weight layers fit $F(x)$

$$\text{let } H(x) = F(x) + x$$

Deep Residual Learning

- $F(x)$ is a **residual** mapping w.r.t. **identity**

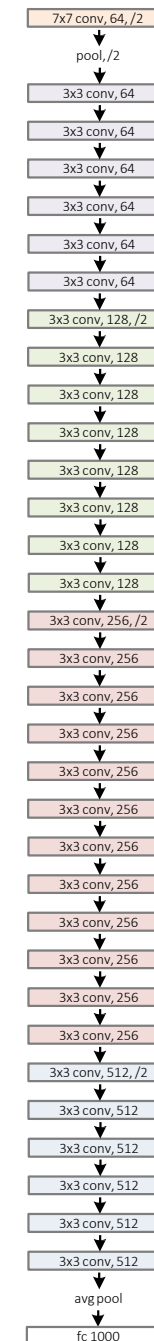


- If identity were optimal, easy to set weights as 0
- If optimal mapping is closer to identity, easier to find small fluctuations

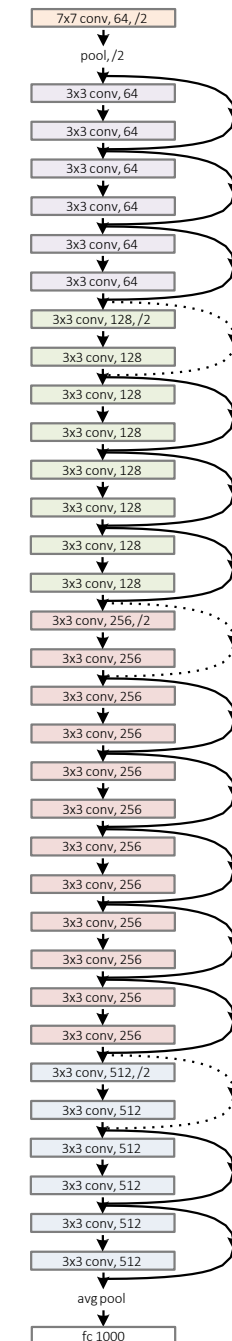
Network “Design”

- Keep it simple
- Our basic design (VGG-style)
 - all 3x3 conv (almost)
 - spatial size /2 => # filters x2
 - **Simple design; just deep!**

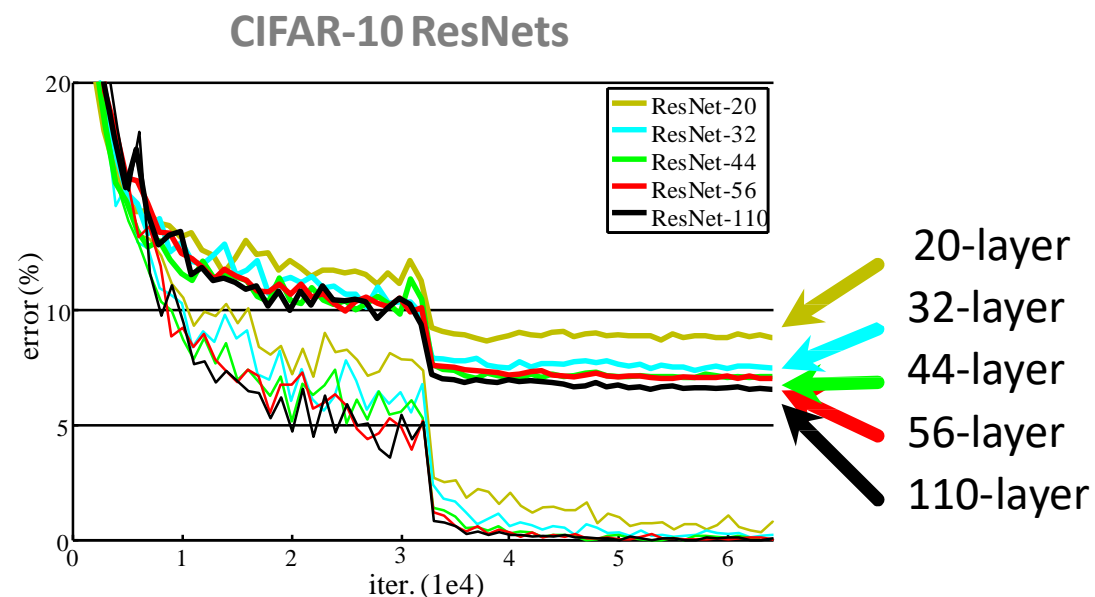
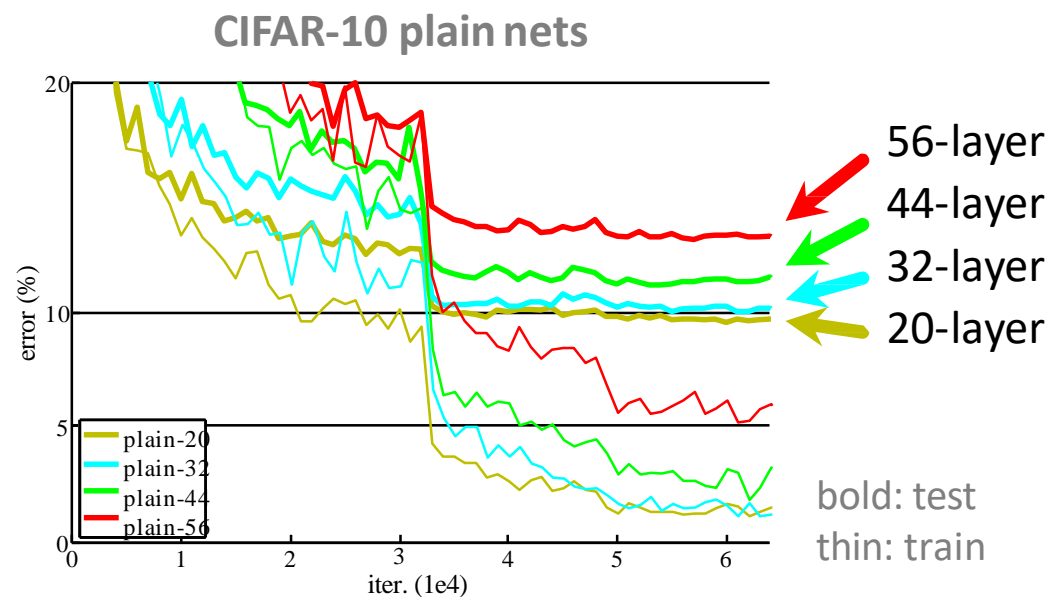
plain net



ResNet

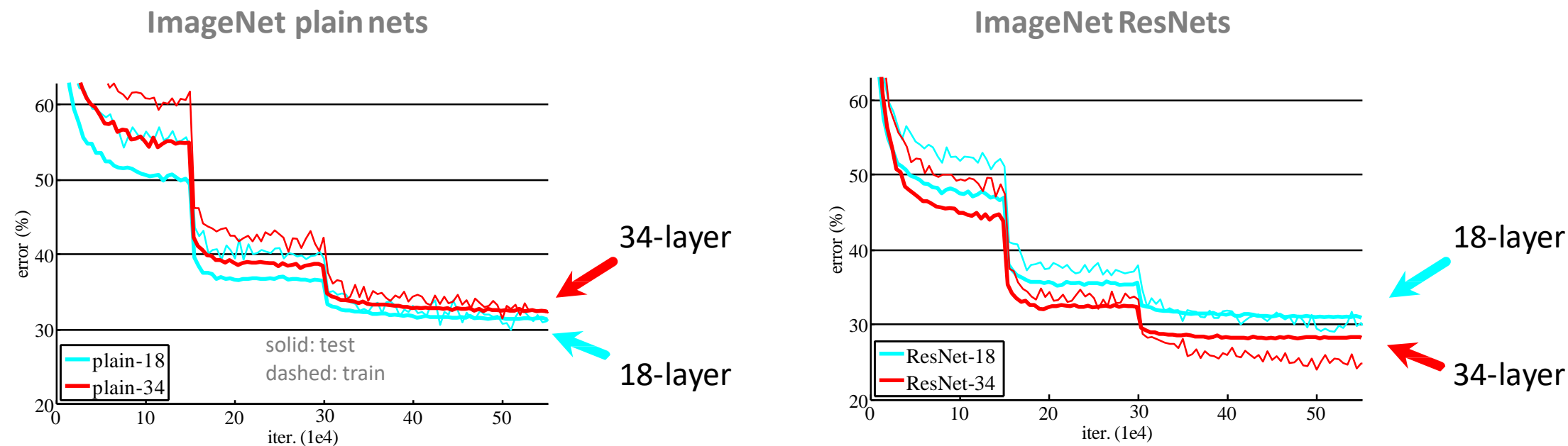


CIFAR-10 experiments



- Deep ResNets can be trained without difficulties
- Deeper ResNets have **lower training error**, and also lower test error

ImageNet experiments

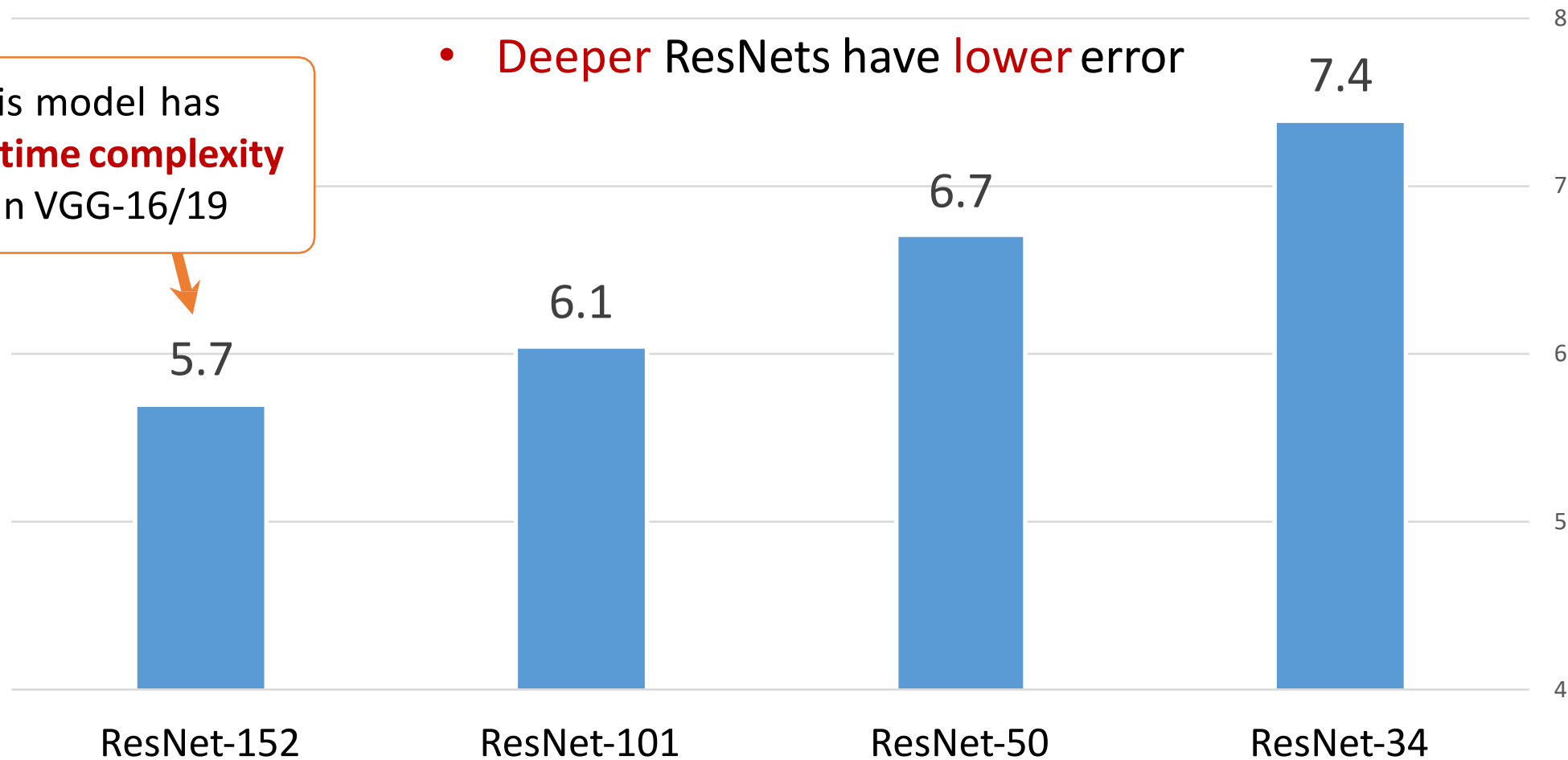


- Deep ResNets can be trained without difficulties
- Deeper ResNets have **lower training error**, and also lower test error

ImageNet experiments

- Deeper ResNets have lower error

this model has
lower time complexity
than VGG-16/19



10-crop testing, top-5 val error (%)

Beyond classification

A treasure from ImageNet is on **learning features.**

“Features matter.” (quote [Girshick et al. 2014], the R-CNN paper)

task	2nd-place winner	ResNets	margin (relative)
ImageNet Localization (top-5 error)	12.0	9.0	27%
ImageNet Detection (mAP@.5)	53.6	62.1	16%
COCO Detection (mAP@.5:.95)	33.5	37.3	11%
COCO Segmentation (mAP@.5:.95)	25.1	28.2	12%

absolute
8.5% better!

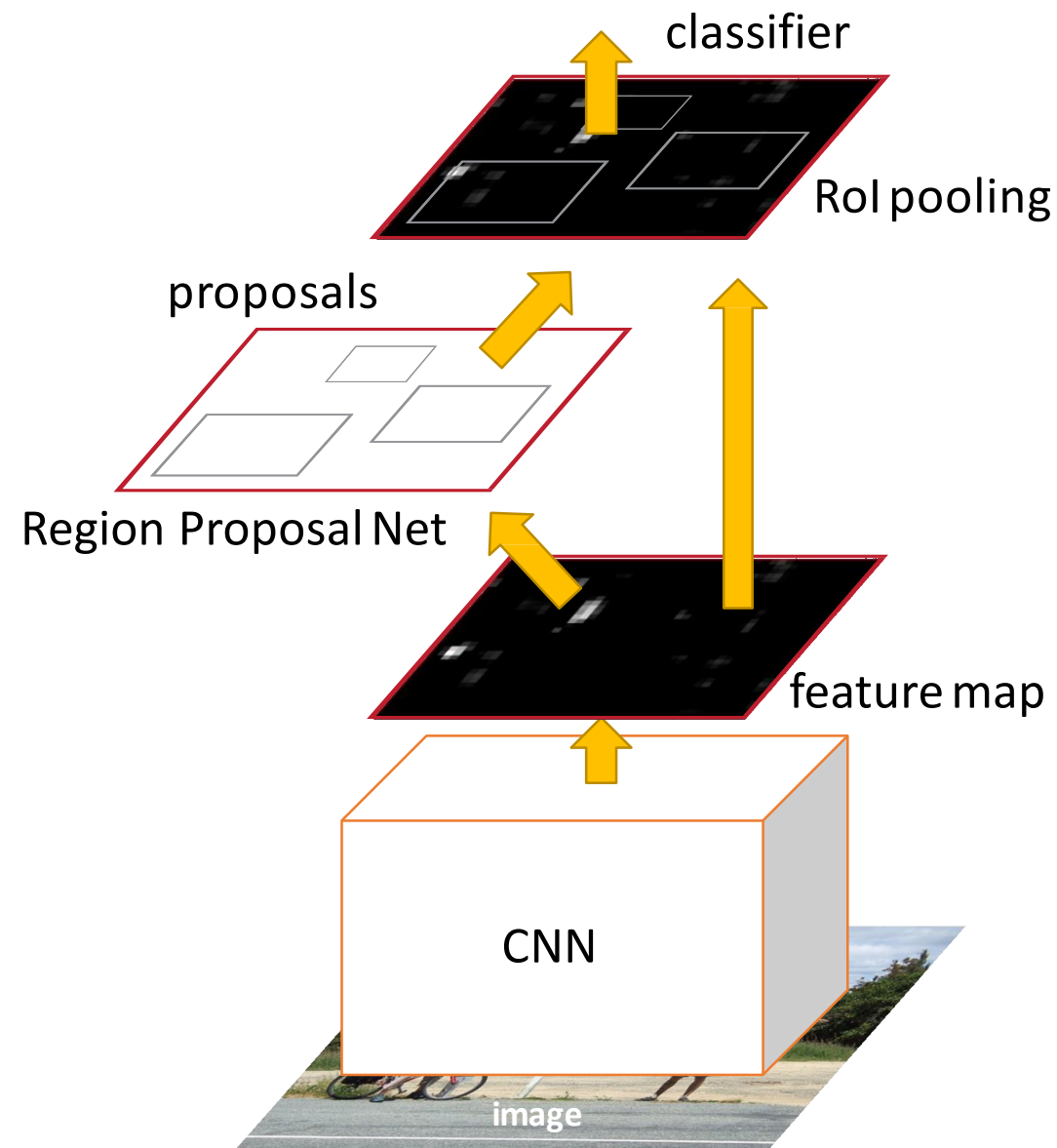
- Our results are all based on **ResNet-101**
- Our features are **well transferrable**

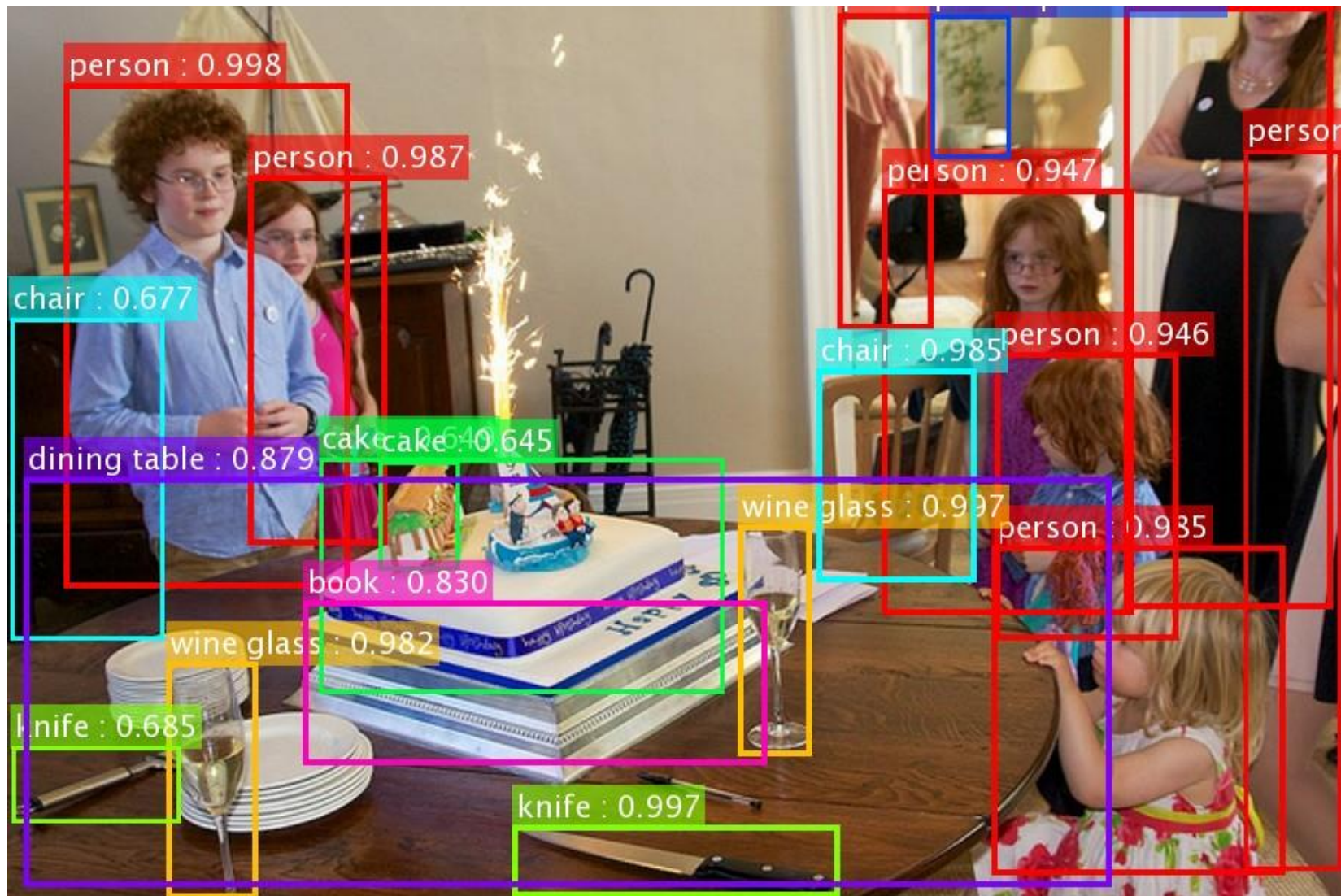
Object Detection (brief)

- Simply “Faster R-CNN + ResNet”

Faster R-CNN baseline	mAP@.5	mAP@.5:.95
VGG-16	41.5	21.5
ResNet-101	48.4	27.2

COCO detection results
(ResNet has 28% relative gain)





Our results on MS COCO

*the original image is from the COCO dataset

Kaiming He, Xiangyu Zhang, Shaoqing Ren, & Jian Sun. "Deep Residual Learning for Image Recognition". CVPR 2016.

Shaoqing Ren, Kaiming He, Ross Girshick, & Jian Sun. "Faster R-CNN: Towards Real-Time Object Detection with Region Proposal Networks". NIPS 2015.

Why does ResNet work so well?

- The architecture is somehow easier to optimize.
- The authors argue it probably isn't because it solves the “vanishing gradient” problem.
- While the gradients might not be “vanishing” in “plain” nets, they don't seem as stable and trustworthy, according to follow up work, e.g.

Visualizing the Loss Landscape of Neural Nets. Hao Li, Zheng Xu , Gavin Taylor, Christoph Studer, Tom Goldstein. NeurIPS 2018.

We argue that this optimization difficulty is *unlikely* to be caused by vanishing gradients. These plain networks are trained with BN [16], which ensures forward propagated signals to have non-zero variances. We also verify that the backward propagated gradients exhibit healthy norms with BN. So neither forward nor backward signals vanish. In

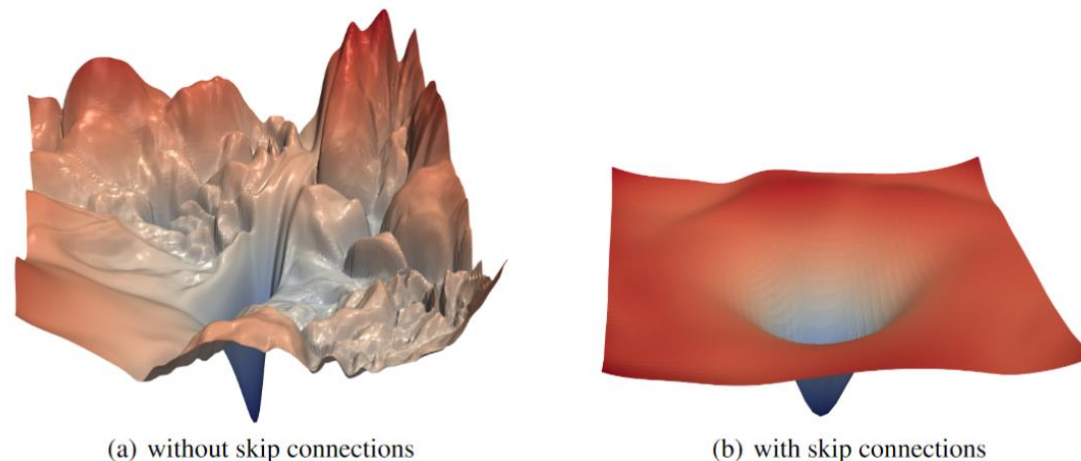


Figure 1: The loss surfaces of ResNet-56 with/without skip connections. The proposed filter normalization scheme is used to enable comparisons of sharpness/flatness between the two figures.