

Commerical InfoVis Systems



CS 7450 - Information Visualization
February 17, 2011
John Stasko

Last Time



- We examined many different infovis systems and toolkits
- Today, we continue with that but examine commercial systems in more depth

Note



- Think about whether the system provides one view of the data or it provides multiple views
- Here come the demos...

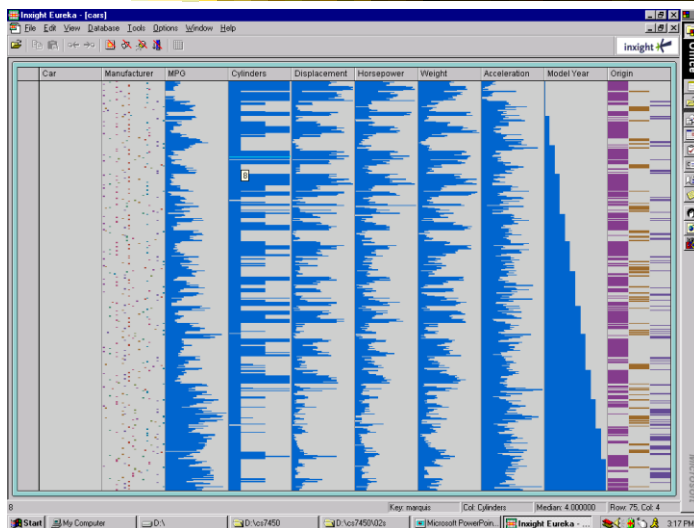
Spring 2011

CS 7450

3

Table Lens/Eureka

No longer exists



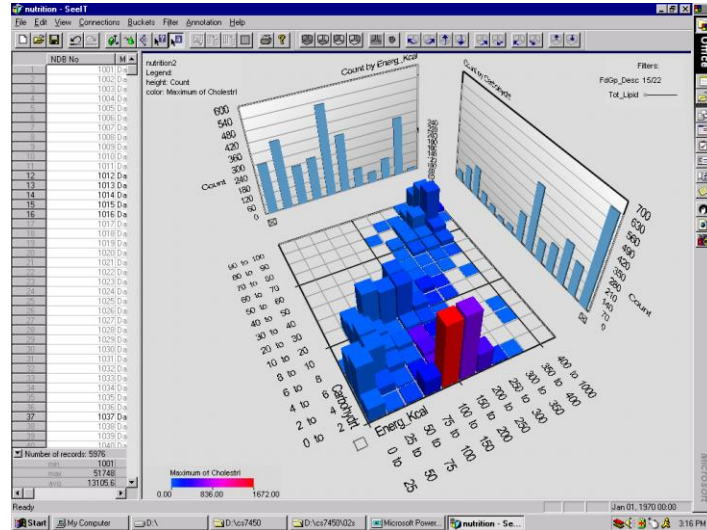
Spring 2011

CS 7450

4

Seelt

No longer exists



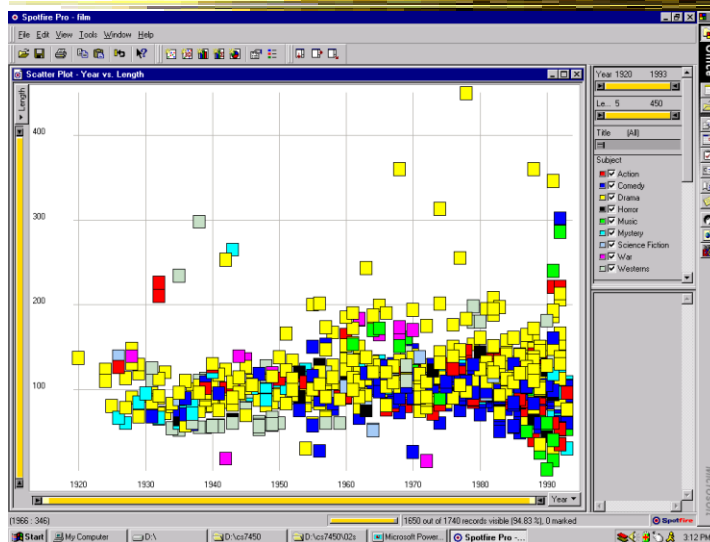
Spring 2011

CS 7450

5

Spotfire

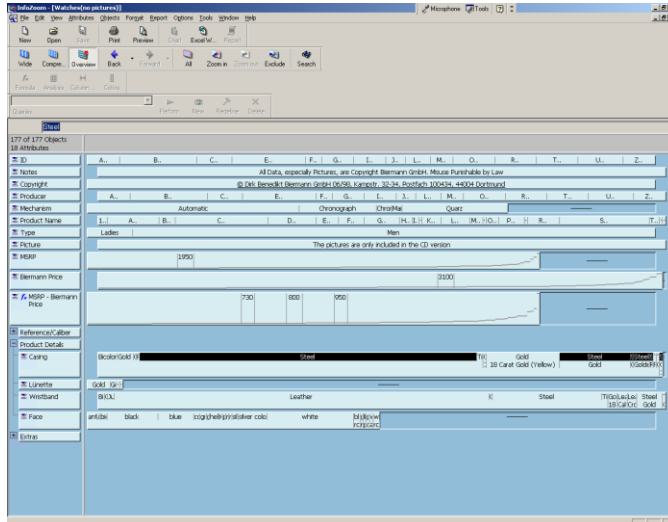
www.spotfire.com



Spring 2011

CS 7450

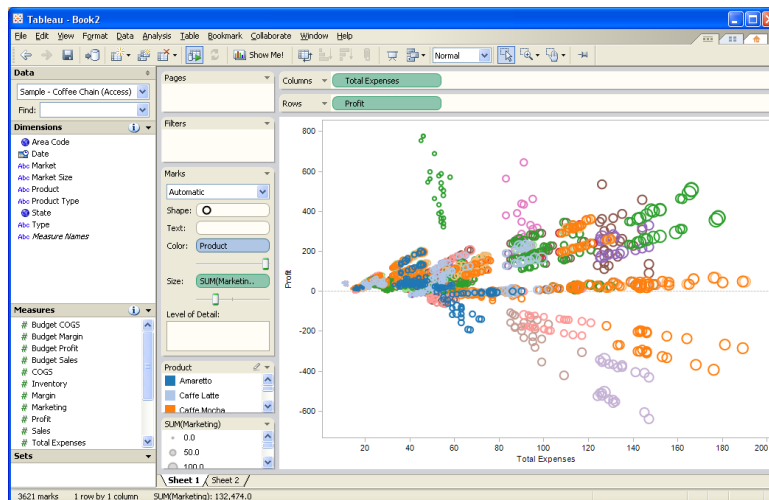
6



Spring 2011

CS 7450

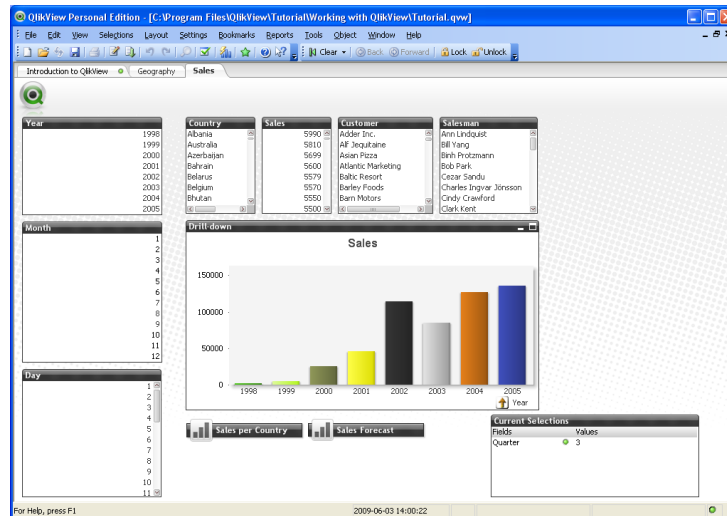
7



Spring 2011

CS 7450

8



HW 5



- Critique the commercial systems
- Choose three of
 - Spotfire, InfoZoom, Tableau, QlikView
- Steps
 - Examine data sets, develop questions
 - Learn systems
 - Explore data in systems
 - Document your findings in a report

HW 5 Tips



- Make sure to include questions/tasks in report
- Don't answer each question one at-a-time
- Document insights found
- Critique and compare visualizations
 - What do they help with?

Upcoming



- Tufte's design principles
- Few's design principles
 - Reading
Few chapters 5-12